




**MAHARASHTRA UNIVERSITY OF HEALTH  
SCIENCES, NASHIK**

**SYLLABUS FOR**

**BACHELOR OF PHYSIOTHERAPY (B.P.Th.)**


**DEGREE COURSE**

**This syllabus is applicable from the academic year 2012-2013**



# INDEX

Sr. No.	Topics	Page No.
1.	Professional Definition	1
2.	Preamble	3
3.	Framework of the curriculum	9
4.	Subjects Schedule: year wise	13
5.	I B.P.Th.	17
6.	II B.P.Th.	53
7.	III B.P.Th.	89
8.	IV B.P.Th.	133




# PHYSIOTHERAPY

## **DEFINITION:**

`**Physiotherapy**` is a branch of modern medical science which includes examination, assessment, interpretation, physical diagnosis, planning and execution of treatment and advice to any person for the purpose of preventing, correcting, alleviating and limiting dysfunction, acute and chronic bodily malfunction including life saving measures via chest physiotherapy in the intensive care unit, curing physical disorders or disability, promoting physical fitness, facilitating healing and pain relief and treatment of physical and psychological disorders through modulating psychological and physical response using physical agents, activities and devices including exercise, mobilization, manipulations, therapeutic ultrasound, electrical and thermal agents and electrotherapy for diagnosis, treatment and prevention.

(Definition as per the Maharashtra State Council for Occupational therapy & Physiotherapy, 2004)

`**Physiotherapist**` is a qualified professional who has acquired all the above mentioned knowledge and skills for entry into practice after being awarded a bachelor degree in the subject of ” Physiotherapy” from a recognised institute affiliated to the University conducting a fulltime course not less than four years and six months of internship.



# **PREAMBLE**


Physiotherapy or Physical Therapy (P.T.) is a **Movement Science** with an established theoretical and scientific base and widespread clinical applications in the **Prevention, Restoration & Rehabilitation, Maintenance and Promotion of optimal physical function**. Physiotherapists **diagnose and manage movement dysfunction** and enhance physical and functional abilities. This physical dysfunction may be the sequelae of involvement of any of the systems like Musculoskeletal, Neurological, Cardiovascular, Respiratory or other body systems.

These practitioners contribute to society and the profession through practice, teaching, administration, and the discovery and application of new knowledge about physiotherapy experiences of sufficient excellence and breadth by research to allow the acquisition and application of essential knowledge, skills, and behaviors as applied to the practice of physiotherapy.

Learning experiences are provided under the guidance and supervision of competent faculty, in both, classroom as well as in clinic. The designed curriculum will prepare the entry-to-practice physiotherapist (PT), to be an autonomous, effective, safe and compassionate professional, who practices collaboratively in a variety of healthcare set ups such as neonatal to geriatric, from critical care to community fitness to sports training and is responsive to the current and future needs of the health care system.

**VISION:** To create a best possible environment to prepare physiotherapist who shall lead to serve & heal in a variety of healthcare and social settings to provide best quality of life to an individual.

**MISSION:** To graduate **knowledgeable, service-oriented, self-assured, adaptable, reflective practitioners** who, by virtue of critical and integrative thinking along with clinical reasoning, lifelong learning, and ethical values, render independent judgments concerning patient /person needs those are supported by evidence; promote the health of the patient or person; and enhance the professional, contextual, and collaborative foundations for physiotherapy practice.



## ESSENTIAL REQUIREMENTS

The following “essential requirements” specify those attributes that the faculty consider necessary for completing the professional education enabling each graduate to subsequently enter clinical practice. The purpose of this curriculum is to delineate the cognitive, affective and psychomotor skills deemed essential for completion of this program and to perform as a competent physiotherapist who will be able to evaluate, plan & execute physiotherapy treatment independently.

**COGNITIVE LEARNING SKILLS:** The student must demonstrate the ability to receive, interpret, remember, reproduce and use information in the cognitive, psychomotor, and affective domains of learning to solve problems, evaluate work, and generate new ways of processing or categorizing similar information listed in course objectives.


**PSYCHOMOTOR SKILLS:** The student must demonstrate the following skills.

### 1. Locomotion ability:

Get to lecture, laboratory and clinical locations, and move within rooms as needed for changing groups, partners and work stations. Move quickly in an emergency situation to protect the patient (e.g. from falling).

### 2. Manual tasks:

- a. Maneuver another person’s body parts to effectively perform evaluation techniques. Manipulate common tools used for screening tests of the cranial nerves, sensation, range of motion, blood pressure, e.g., cotton balls, safety pins, goniometers, Q-tips, sphygmomanometer. Safely and effectively guide, facilitate, inhibit, and resist movement and motor patterns through physical facilitation and inhibition techniques (including ability to give timely urgent verbal feedback).
- b. Manipulate another person’s body in transfers, gait, positioning, exercise, and mobilization techniques. Manipulate evaluation and treatment equipment safely and accurately apply to patients. Manipulate bolsters, pillows, plinths, mats, gait assistive



devices, and other supports or chairs to aid in positioning, moving, or treating a patient effectively.

- c. Competently perform and supervise cardiopulmonary resuscitation

### **3. Fine motor/hand skills:**


- a. Legibly record thoughts for written assignments (including diagrams) and tests. Document evaluations, patient care notes, referrals, etc. in standard medical charts in hospital/clinical settings in a timely manner and consistent with the acceptable norms of clinical settings.
- b. Safely apply and adjust the dials or controls of therapeutic modalities.
- c. Safely and effectively position hands and apply mobilization and therapeutic techniques.

### **4. Visual acuity to:**

- a. Read written and illustrated material in the English language, in the form of lecture handouts, textbooks, literature and patient's chart.
- b. Observe active demonstrations in the classroom.
- c. Visualize training videos, projected slides/overheads, X-ray pictures, and notes written on a blackboard/whiteboard.
- d. Receive visual information from patients, e.g., movement, posture, body mechanics, and gait necessary for comparison to normal standards for purposes of evaluation of movement dysfunctions.
- e. Receive visual information from treatment environment, e.g., dials on modalities and monitors, assistive devices, furniture, flooring, structures, etc.
- f. Receive visual clues as to the patient's tolerance of the intervention procedures. These may include facial grimaces, muscle twitching, withdrawal etc.

### **5. Auditory acuity to:**

- a. Hear lectures and discussion in an academic and clinical setting.
- b. Distinguish between normal and abnormal breathing, lung and heart sounds using a stethoscope.



## 6. Communication:


- a. Effectively communicate information and safety concerns with other students, teachers, patients, peers, staff and personnel by asking questions, giving information, explaining conditions and procedures, or teaching home programs. These all need to be done in a timely manner and within the acceptable norms of academic and clinical settings.
- b. Receive and interpret written communication in both academic and clinical settings in a timely manner.
- c. Receive and send verbal communication in life threatening situations in a timely manner within the acceptable norms of clinical settings.
- d. Physiotherapy education presents exceptional challenges in the volume and breadth of required reading and the necessity to impart information to others. Students must be able to communicate quickly, effectively and efficiently in oral and written English with all members of the health care team.

## 7. Self care:

Maintain general good health and self care in order not to jeopardize the health and safety of self and individuals with whom one interacts in the academic and clinical settings.

**AFFECTIVE LEARNING SKILLS:** The student must be able to:

1. Demonstrate respect to all people, including students, teachers, patients and medical personnel, without showing bias or preference on the grounds of age, race, gender, sexual preference, disease, mental status, lifestyle, opinions or personal values.
2. Demonstrate appropriate affective behaviors and mental attitudes in order not to jeopardize the emotional, physical, mental, and behavioral safety of patients and other individuals with whom one interacts in the academic and clinical settings and to be in compliance with the ethical standards of the profession.
3. Acknowledge and respect individual values and opinions in order to foster harmonious working relationships with colleagues, peers, and patients.



## **PROFESSIONAL DRESS CODE STANDARDS:**


It is important to portray a professional image. A clinician with inappropriate dress, grooming or conduct can damage the patient's confidence in the quality of their care, sometimes even resulting in a delay in the restoration of health.

Haircuts, hairstyling, and personal grooming need to be neat, conservative and inconspicuous. Grooming and style should be practical and allow one's duties to be performed without embarrassment or inconvenience

## **DRESS:**

Modest casual wear is appropriate on campus and in class.

Clinical /Lab Dress: Aprons for all clinical assignments, any class that is held in a clinical facility and in any class where patients are present.





# FRAMEWORK OF THE CURRICULUM


**COURSE DURATION:** Four years and Six months of Internship.

## I B.P.Th.

- a. Deals with the basic foundation in medical as well as physiotherapy subjects. The foundation of human body structure & function & energy utilization is achieved by studying the subjects Human Anatomy, Physiology, and Biochemistry.
- b. Students knowledge of Physics i.e. – Mechanics, Electricity, Water , Sound & Light is recalled to apply it on human body in understanding movements and the various physiotherapeutic modalities under the subject of Fundamentals of Electrotherapy & Fundamentals of Kinesiology & Kinesiotherapy.

## II B.P.Th.

- a. Deals with understanding of altered physiology by studying pathology & Microbiology.
- b. The students get oriented to various Pharmacotherapeutic agents used along with their effects by studying Pharmacology.
- c. The students will study about normal and altered human mind & behavior by studying Psychology & Psychiatry. They will also learn skills required for effective communication with the patients and care givers.
- d. Students will acquire the knowledge of Biomechanics as applicable to human body in the context of Kinetics & kinematics of Joints, Movements & Daily activities under subject of Kinesiology and shall acquire knowledge and learn various physiotherapeutic skills on models in subject of Kinesiotherapy.
- e. In the subject of Electrotherapeutics, students will acquire knowledge and learn application & uses of various electrotherapeutic modalities on models.




### **III B.P.Th.**

- a. Students acquire knowledge of all the clinical subjects like Orthopaedics, General Surgery, Medicine, Neurology, Paediatrics, Dermatology & Gynecology & Obstetrics, Community Medicine and Sociology.
- b. Students will acquire knowledge about the principles of International Classification of Functioning (I.C.F.) and its applicability in context to movement dysfunctions.
- c. Students will learn the physiotherapeutic evaluation skills including electrodiagnosis on patients to arrive at a Functional/ Physical Diagnosis in Neuromuscular, Cardiovascular & Respiratory dysfunction. They will also acquire knowledge of various specialized manual therapy and neurodevelopmental techniques and practice these skills on models under the subject of functional diagnosis and physiotherapeutic skills.


### **IV B.P.Th.**

- a. Students will revise, recall and integrate the knowledge of previous years to evaluate, functionally diagnose, plan and execute short and long term management of various musculoskeletal, neurological & cardiovascular- respiratory dysfunctions in hospital and community settings.
- b. Students also acquire knowledge pertaining to health promotion & disease prevention throughout lifespan in the community. They will also be able to analyse, prevent and treat problems associated with various industries in community physiotherapy.
- c. Students will also acquire knowledge about biomechanical principles & application of variety of aids & appliances used for ambulation, protection & prevention by studying Bioengineering.
- d. Professional Practice and ethics as a subject will be studied in continuum from first year, so students will acquire the knowledge of ethical code of professional practice, as well as its moral & legal aspects. The principles of Hospital Administration, Management & Marketing will be studied separately.
- e. Students will also acquire knowledge of Research Methodology and Biostatistics and apply the knowledge in project work in community physiotherapy.



## INTERNSHIP

- a. A period of 6 months (26 weeks) of continuous clinical practice to enhance the clinical reasoning, judgment, programme planning, intervention, evaluation of intervention, follow up and referral skills of all the dysfunctions and impairments learnt throughout the curriculum of four years.
- b. Those candidates declared to have passed the final year examination in all subjects shall be eligible for internship.
- c. Internship shall be done in a teaching hospital recognized by the University. A degree certificate shall be awarded ONLY on successful completion of six months of internship.
- d. The Internship will be rotatory and shall cover clinical branches concerned with Physiotherapy such as Orthopaedics, Cardiovascular & Respiratory including ICU, Neurology & Neurosurgery Paediatrics, General Medicine, Surgery, Obstetrics and Gynecology both inpatient and outpatient services.
- e. Successful Completion: The student must maintain a logbook. On completion of each posting, the same will have to be certified by the faculty in charge of the posting for both attendance as well as work done. On completion of all the postings, the duly completed logbook will be submitted to the Principal/Head of program to be considered as having successfully completed the internship program.




# SUBJECTS SCHEDULE

I B. P.Th.

TRANSCRIPT HOURS - 1400


Sr. No.	SUBJECTS	Teaching Hrs
	<b>PROFESSIONAL PRACTICE</b>	
1	Professional practice & Ethics	015
	<b>BASIC MEDICAL SCIENCES</b>	
2	Human Anatomy	210
3	Human Physiology	200
4	Biochemistry	050
	<b>PHYSIOTHERAPY</b>	
5	Fundamentals of Kinesiology & Kinesiotherapy	250
6	Fundamentals of Electrotherapy	200
7	Seminar	060
8	Observational clinical practice	415
	<b>TOTAL</b>	<b>1400</b>



## II B. P.Th.

### TRANSCRIPT HOURS- 1400


Sr. No.	SUBJECTS	Teaching Hrs
	<b>PROFESSIONAL PRACTICE</b>	
1	Professional practice & Ethics	015
	<b>MEDICAL SCIENCES</b>	
2	Pathology	050
3	Microbiology	035
4	Pharmacology	050
5	Psychiatry including Psychology	050
	<b>PHYSIOTHERAPY</b>	
6	Kinesiology	080
7	Kinesiotherapy	240
8	Electrotherapy	300
9	Seminar	090
10	Supervised clinical practice	490
	<b>TOTAL</b>	<b>1400</b>



### III B. P.Th.

#### TRANSCRIPT HOURS- 1400


Sr. No.	SUBJECTS	Teaching Hrs
	<b>PROFESSIONAL PRACTICE</b>	
1	Professional practice & Ethics	015
	<b>MEDICAL SCIENCES</b>	
2	Surgery-I	055
3	Surgery-II	060
4	Medicine-I	055
5	Medicine-II	065
6	Community Medicine & Sociology	060
7	Obstetrics & Gynaecology	030
8	Dermatology	010
	<b>PHYSIOTHERAPY</b>	
9	Functional Diagnosis & Physiotherapeutic Skills	460
10	Seminar (including I.C.F.)	090
11	Supervised clinical practice	500
	<b>TOTAL</b>	<b>1400</b>



## IV B.P.Th.

### TRANSCRIPT HOURS -1465

Sr. No.	SUBJECTS	Teaching Hrs
	<b>PROFESSIONAL PRACTICE</b>	
1	Professional practice & Ethics	015
2	Administration, Management & Marketing	020
	<b>PHYSIOTHERAPY</b>	
3	Musculoskeletal Physiotherapy	200
4	Neuro Physiotherapy	200
5	Cardiovascular Respiratory Physiotherapy (Including Critical Care)	200
6	Community Physiotherapy	200
7	Principles of Bio-engineering	030
8	Research Methodology & Biostatistics	040
9	Seminar (including I.C.F.)	060
10	Supervised clinical practice	500
	<b>TOTAL</b>	<b>1465</b>




# I B.P.Th.

## SYLLABUS

Transcript Hrs-1400

Sr. No.	Subjects	Didactic Hours	Practical/Demonstration / Clinical Hours	Total Hours
	<b>PROFESSIONAL PRACTICE</b>			
1	Professional practice & Ethics (College Examination in final year)	015	-	015
	<b>BASIC MEDICAL SCIENCES</b>			
3	Human Anatomy	150	60	210
4	Human Physiology	150	50	200
5	Biochemistry	046	004	050
	<b>PHYSIOTHERAPY</b>			
6	Fundamentals of Kinesiology & Kinesiotherapy	100	150	250
7	Fundamentals of Electrotherapy	095	105	200
8	Seminar (including introduction to <b>terms</b> of I.C.F. definition of Structural and Functional impairments as applied to Anatomical structures and Physiological functions) (not for examination)	-	60	060
9	<b>Observational Clinical Practice</b>  ➤ He /She shall observe and note technical aspects of fixation of electrotherapeutic modalities, basic movements and starting positions used, learn bedside manners and communication skills with the seniors, peers and patients	-	415	415





# PROFESSIONAL PRACTICE AND ETHICS

(COLLEGE EXAMINATION IN FINAL YEAR)

TOTAL -15 HRS

## COURSE DESCRIPTION:

This subject will be taught in continuum from first year to final year. An exam will be conducted only in final year. Professional and ethical practice curriculum content addresses the Knowledge, Skills and Behaviors required of the physiotherapist in a range of practice relationships and roles. The course will discuss the role, responsibility, ethics administration issues and accountability of the physical therapists. The course will also cover the history and change in the profession, responsibilities of the professional to the profession, the public and to the health care team. This includes the application of professional and ethical reasoning decision-making strategies and professional communication.

## OBJECTIVES:

**At the end of the course, the student will be compliant in following domains:**

**Cognitive:** The student will


- a) Be able to understand the moral values and meaning of ethics.
- b) Acquire bedside manners and communication skills in relation with patients, peers, seniors and other professionals.

**Psychomotor:** The student will be able to:

Develop psychomotor skills for physiotherapist-patient relationship.

## SYLLABUS

Sr. No.	Topics	Didactic Hrs	Visits/ Supervision Hours	Total Hrs
1.	Introduction to the history of Physiotherapy	02	05	
2.	Orientation to the curriculum, clinical areas and geographical location	03		
3.	Concept of morality and ethics	03		
4.	Concept of professionalism and Professional dress code	02		
<b>TOTAL</b>		<b>10</b>	<b>05</b>	<b>15</b>



# HUMAN ANATOMY


(Didactic –150hrs + Practical / Laboratory –60hrs) **TOTAL -210 HRS**

## COURSE DESCRIPTION:

The focus of this course is an in-depth study and analysis of the regional and systemic organization of the body. Emphasis is placed upon structure and function of human movement. A comprehensive study of human anatomy with emphasis on the nervous, musculoskeletal and circulatory systems is incorporated. Introduction to general anatomy lays the foundation of the course. Dissection and identification of structures in the cadaver supplemented with the study of charts, models, prosected material and radiographs are utilized to identify anatomical landmarks and configurations of the:

- Upper limb and thoracic region
- Lower limb, abdomen and pelvis
- Head and Neck
- Nervous system

Sr. No.	Regions	Didactic Hours	Practical Hours	Total Hours
1	<b>GENERAL ANATOMY AND HISTOLOGY</b>	17	03	<b>20</b>
2	<b>MUSCULOSKELETAL SYSTEM</b>	57	33	<b>90</b>
3	<b>NEURO ANATOMY</b>	32	12	<b>44</b>
4	<b>SYSTEMIC ANATOMY</b>	09	03	<b>12</b>
5	<b>CARDIO VASCULAR &amp; RESPIRATORY ANATOMY</b>	13	05	<b>18</b>
6	<b>ABDOMEN</b>	04	02	<b>06</b>
7	<b>SENSORY ORGANS</b>	04	02	<b>06</b>
8	<b>ENDOCRINE &amp; EXOCRINE SYSTEM</b>	04	-	<b>04</b>
9	<b>RADIOLOGY</b>	10	-	<b>10</b>
<b>TOTAL</b>		<b>150</b>	<b>60</b>	<b>210</b>



## OBJECTIVES:

### 1] MUSCULOSKELETAL ANATOMY

- i. The student should be able to identify & describe Anatomical aspects of muscles, bones, joints, their attachments & to understand and analyze movements.
- ii. Application of knowledge of anatomy on the living (living anatomy).
- iii. To understand the Anatomical basis of various clinical conditions.

### 2] NEURO ANATOMY

- i. To identify & describe various parts of nervous system.
- ii. To describe blood circulation of C.N.S. & spinal cord.
- iii. Be able to identify the Structures of various C.N.S Trans-sections.
- iv. To identify and describe the course of peripheral nerves.
- v. To understand anatomical basis of clinical conditions of nervous system.


### 3] CARDIOVASCULAR & RESPIRATORY ANATOMY

- i. To identify & describe various structures of the Cardio Vascular & Respiratory system and the course of blood vessels
- ii. Identify and describe various structures of Thoracic cage and mechanisms of Respiration
- iii. Be able to apply knowledge of Living anatomy with respect to Cardio Vascular & Respiratory system.
- iv. To understand anatomical basis of clinical conditions of cardiovascular & Respiratory system


### 4] To Obtain Knowledge of OTHER SYSTEMS & SENSORY ORGANS

## SYLLABUS


Sr. No.	Regions	Didactic Hours	Practical Hours	Total Hours
1	<b>GENERAL ANATOMY AND HISTOLOGY</b>	<b>17</b>	<b>03</b>	<b>20</b>
	a. General Anatomy:	10		10
	i. Fascia	1		
	ii. Muscles	2		
	iii. Bones	2		
	iv. Joints	2		
	v. Nerve	2		
	vi. Vessels	1		
Sr. No.	Regions	Didactic Hours	Practical Hours	Total Hours



	a. General Histology:	7	3	10
	i. Epithelial	1		
	ii. Connective tissue	1		
	iii. Muscle	1		
	iv. Bone and cartilage	1		
	v. Nerve and vessels	1		
	vi. Embryology	2		
2	<b>MUSCULOSKELETAL SYSTEM</b>	<b>57</b>	<b>33</b>	<b>90</b>
	a. Superior extremity	15	10	25
	b. Inferior extremity	15	10	25
	c. Back & Thoracic Cage -	10	05	15
	d. Head Neck & Face	13	06	19
	i. Skull and Mandible	2	1	
	ii. Facial Muscles, blood supply, nerve supply	3	1	
	iii. Triangles of neck, Glands, Tongue & Palate	3	1	
	iv. Larynx & Pharynx	1	1	
	v. Muscles of mastication & T.M. joint	2	1	
	vi. Extra ocular muscles with nerve supply	1	1	
	vii. Nose & Para nasal sinuses	1	-	
	e. Living Anatomy:	4	2	6
	i. Upper extremity	1	-	
	ii. Lower extremity	1	-	
	iii. Head Neck & Face	1	-	
	iv. Trunk	1	-	
3	<b>NEURO ANATOMY</b>	<b>32</b>	<b>12</b>	<b>44</b>
	a. General organization of Nervous System	5		5
	b. Central Nervous System	15	8	23
	c. Cranial nerves	10	4	14
	d. Peripheral Nerves (should be done with respective parts)	2		2
	i. Autonomic Nervous System:			
	ii. Sympathetic			
	iii. Parasympathetic			



Sr. No.	Regions	Didactic Hours	Practical Hours	Total Hours
4	<b>SYSTEMIC ANATOMY</b>	<b>09</b>	<b>03</b>	<b>12</b>
	a. Alimentary system	2	-	2
	b. Urinary System	2	-	2
	c. Genital system: i. Male organs ii. Female organs (Pelvic cavity and Pelvic floor)	5	3	8
5	<b>CARDIO VASCULAR &amp; RESPIRATORY ANATOMY</b>	<b>13</b>	<b>05</b>	<b>18</b>
	a. Thoracic wall	2	-	2
	b. Mediastinum	1	-	1
	c. Heart and major blood vessels	4	2	6
	d. Lungs	2	1	3
	e. Diaphragm & Intercostals	2	1	3
	f. Ribs and sternum	2	1	3
6	<b>ABDOMEN</b>	<b>04</b>	<b>02</b>	<b>06</b>
	Muscles of abdomen	2	1	3
	Muscles of pelvis	2	1	3
7	<b>SENSORY ORGANS</b>	<b>04</b>	<b>02</b>	<b>06</b>
	a. Ear	2	1	3
	b. Eye	1	1	2
	c. Skin	1	-	1
8	<b>ENDOCRINE &amp; EXOCRINE SYSTEM</b>	<b>04</b>	<b>-</b>	<b>04</b>
9	<b>RADIOLOGY</b>	<b>10</b>	<b>-</b>	<b>10</b>



### RECOMMENDED TEXT BOOKS


1. Human Anatomy – Snell
2. Anatomy- Chaurasia, Volume- I,II & III
3. Neuro anatomy -- Inderbir Singh
4. Human Anatomy – Kadasne, Volume- I,II & III
5. Neuroanatomy -- Vishram Singh
6. Human Anatomy – Datta

### RECOMMENDED REFERENCE BOOKS

1. Gray's Anatomy
2. Extremities -- Quining Wasb
3. Atlas of Histology -- Mariano De Fiore
4. Anatomy & Physiology -- Smout and McDowell
5. Kinesiology -- Katherine Wells
6. Neuroanatomy -- Snell
7. Neuroanatomy -- Vishram Singh
8. Cunningham's- Practical Anatomy

### SCHEME OF UNIVERSITY EXAMINATION

<b>THEORY</b>		<b>Marks</b>
80 MARKS + I.A. – 20 MARKS		
* The question paper will give appropriate weightage to all the topics in the syllabus.		<b>100</b>
<b>Section A-MCQs</b>	Q-1 -MCQs – based on MUST KNOW area [ 1 x 20]	<b>20</b>
<b>Section B- S.A.Q.</b>	Q-2 - Answer any FIVE out of SIX [5 x 3 = 15]  This question should include: Digestive/ Uro-genital / Reproductive system / Special senses – Eye / Ear/ Skin / Circulatory system / General Anatomy/ General Histology	<b>30</b>
	Q-3- answer any THREE out of FOUR [3 x 5 =15]  Should be based on: Thorax / Soft parts Upper Limb / Soft part Lower Limb/ Soft parts Thorax / Spine / Neck.	
<b>Section C - L.A.Q.</b>	Q-4] L.A.Q (should be based on Musculoskeletal anatomy) - 15 marks	<b>30</b>




	Q-5] A OR Q-5] B (Should be based on Neuro-Anatomy -including cranial nerves with emphasis to III to XII nerves)  LAQ should give break up of 15 marks e.g.[3 +5+7]	-15 marks  -15 marks	
<b>Total Marks</b>			<b>80</b>

<b>PRACTICAL</b>		<b>Marks</b>
80 MARKS + I.A. – 20 MARKS		<b>100</b>
<b>Spots</b>	Based on: i. Musculoskeletal (7x3) = 21 marks ii. Systemic (5x3) = 15 marks iii. Neuroanatomy (3x3) = 09 marks	<b>45</b>
<b>Radiology</b>		<b>05</b>
<b>Living anatomy</b>		<b>05</b>
<b>Viva</b>	i. Hard parts ii. Soft parts	<b>20</b>
<b>Journal</b>	Year work on practicals performed	<b>05</b>
<b>Total Marks</b>		<b>80</b>

#### **INTERNAL ASSESSMENT:**

1. Two exams – Terminal and prelims of 80 marks each (Theory & Practical)  
**TOTAL - 160 marks**
2. I.A. to be calculated out of 20 marks (Theory & Practical)
3. Internal assessment as per University pattern.



# HUMAN PHYSIOLOGY

(Theory -150 hrs, Practical / Laboratory -50 hrs) **TOTAL 200 hrs**

## COURSE DESCRIPTION:

The course is designed to study the function of the human body at the molecular, cellular, tissue and systems levels. The major underlying themes are; the mechanisms for promoting homeostasis, cellular processes of the metabolism, membrane function and cellular signaling; the mechanisms that match supply of nutrients to tissue demands at different activity levels; the mechanisms that match the rate of excretion of waste products to their rate of production; the mechanisms that defend the body against injury and promote healing.

These topics address the consideration of nervous and endocrine regulation of the cardiovascular, hematopoietic, pulmonary, renal, gastro-intestinal and musculoskeletal systems including the control of cellular metabolism. The course stresses on the integrative nature of physiological responses in normal function and disease.


This course will serve as a pre-requisite/foundation for the further courses i.e. Exercise physiology or Pathology

Sr. No.	Topics	Didactic hrs	Practical hrs	Total hrs
1.	<b>GENERAL PHYSIOLOGY</b>	25	42	<b>172</b>
2.	<b>NERVOUS SYSTEM</b>	35		
3.	<b>EXCRETORY SYSTEM</b>	06		
4.	<b>TEMPERATURE REGULATION</b>	02		
5.	<b>ENDOCRINE SYSTEM</b>	06		
6.	<b>REPRODUCTIVE SYSTEM</b>	08		
7.	<b>SPECIAL SENSES</b>	05		
8.	<b>RESPIRATORY SYSTEM</b>	20		
9.	<b>CARDIOVASCULAR SYSTEM</b>	20		
10.	<b>GASTRO INTESTINAL SYSTEM</b>	03		
11.	<b>EXERCISE PHYSIOLOGY</b>	015	08	<b>023</b>
12.	<b>PHYSIOLOGY OF AGEING</b>	005	-	<b>005</b>
<b>Total</b>		<b>150</b>	<b>50</b>	<b>200</b>

## OBJECTIVES:

At the end of the course, the candidate will:

1. Acquire the knowledge of the relative contribution of each organ system in maintenance of the Milieu Interior (Homeostasis)
2. Be able to describe physiological functions of various systems, with special reference to Musculo-skeletal, Neuro-motor, Cardio-respiratory, Endocrine, Uro-genital function, & alterations in function with aging
3. Analyze physiological response & adaptation to environmental stresses-with special emphasis on physical activity, altitude, temperature






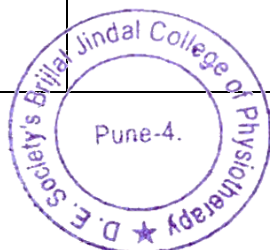
4. Acquire the skill of basic clinical examination, with special emphasis to Peripheral & Central Nervous system, Cardiovascular & Respiratory system, & Exercise tolerance / Ergography

## SYLLABUS

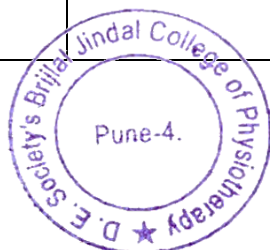
Sr. No.	Topics	Didactic Hrs
1	<b>GENERAL PHYSIOLOGY</b>	<b>25</b>
	a. Cell: <ul style="list-style-type: none"> <li>i. Structure of cell membrane</li> <li>ii. Transport across cell membrane</li> <li>iii. Homeostasis</li> </ul>	4
	b. Blood: <ul style="list-style-type: none"> <li>i. Rh- ABO system &amp; mismatch-transfusion</li> <li>ii. WBC</li> <li>iii. Plasma protein</li> <li>iv. Platelets</li> <li>v. Hemoglobin</li> <li>vi. Normal values of blood (composition &amp; function)</li> <li>vii. Bleeding time &amp; clotting time</li> </ul>	7
	c. Nerve: <ul style="list-style-type: none"> <li>i. Structure, classification &amp; Properties</li> <li>ii. R.M.P&amp; action potential</li> <li>iii. Propagation of nerve impulse</li> <li>iv. Nerve injuries –degeneration, regeneration and reaction of degeneration</li> </ul>	6
	d. Muscle: <ul style="list-style-type: none"> <li>i. Structure- properties- classification- smooth, skeletal, cardiac, excitation/ contraction coupling</li> <li>ii. Factors affecting development of muscle tension, fatigue, load.</li> <li>iii. Neuro-muscular transmission; applied physiology: Myasthenia gravis, Eaton Lambert Syndrome.</li> </ul>	8



Sr. No.	Topics	Didactic Hours
2	<p><b>NERVOUS SYSTEM:</b></p> <ul style="list-style-type: none"> <li>a. Introduction of nervous system, classification – C.N.S., P.N.S. &amp; A.N.S.</li> <li>b. Synapse-structure, properties, &amp; transmission;</li> <li>c. Reflexes-classification &amp; properties;</li> <li>d. Receptor physiology: classification, properties.</li> <li>e. Physiology of Touch, Pain, Temperature &amp; Proprioception;</li> <li>f. Sensory and motor tracts: effect of transaction (complete and incomplete) at various levels</li> <li>g. Physiology of Muscle Tone (muscle spindle); Stretch reflex</li> <li>h. Connection &amp; function of Basal ganglia, Thalamus, Hypothalamus, Sensory and Motor cortex, Cerebellum, Limbic system, Vestibular Apparatus</li> <li>i. Autonomic nervous system: Structure and functions of the sympathetic and the parasympathetic nervous system.</li> <li>j. Learning, memory &amp; conditioned reflex</li> <li>k. Physiology of Voluntary movement</li> </ul>	35
3	<p><b>EXCRETORY SYSTEM:</b></p> <ul style="list-style-type: none"> <li>a. Kidneys-structure &amp; function;</li> <li>b. Urine formation;(to exclude concentration and dilution)</li> <li>c. Juxtglomerular apparatus</li> <li>d. Fluid and electrolyte balance – Na, K, H<sub>2</sub>O</li> <li>e. Neural control of Micturation</li> <li>f. Applied physiology: Types of bladder</li> </ul>	6
4	<b>TEMPERATURE REGULATION</b>	2
5	<p><b>ENDOCRINE SYSTEM:</b></p> <ul style="list-style-type: none"> <li>a. Secretion- regulation &amp; function of Pituitary-Thyroid-Adrenal-Parathyroid-Pancreas</li> <li>b. Applied physiology (abnormalities) of the above mentioned glands</li> </ul>	6
6	<p><b>REPRODUCTIVE SYSTEM:</b></p> <ul style="list-style-type: none"> <li>a. Physiology of ovary and testis</li> <li>b. Physiology of menstrual cycle and spermatogenesis</li> <li>c. Functions of progesterone, estrogen and testosterone</li> <li>d. Puberty &amp; menopause</li> <li>e. Physiological changes during pregnancy</li> </ul>	8



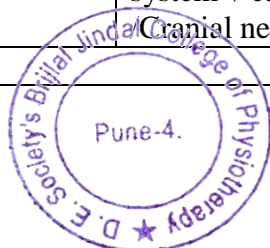
Sr. No.	Topics	Didactic Hours
7	<b>SPECIAL SENSES:</b> a. Structure and function of the eye b. Applied physiology: errors of refraction, accommodation, reflexes – dark and light adaptation, photosensitivity. c. Structure and function of the ear d. Applied physiology- types of deafness	5
8	<b>RESPIRATORY SYSTEM:</b> a. Introduction, structure and function of the RS b. Mechanics of respiration; c. Pulmonary Volumes & capacities; d. Anatomical & Physiological Dead space-ventilation/perfusion ratio, alveolar ventilation e. Transport of respiratory gases f. Nervous & Chemical control of respiration g. Pulmonary function tests-Direct & indirect method of measurement h. Physiological changes with altitude & acclimatization	20
9	<b>CARDIOVASCULAR SYSTEM:</b> a. Structure & properties of cardiac muscle b. Cardiac impulse- initiation and conduction c. Cardiac cycle d. Heart rate regulation e. Blood pressure- definition-regulation- Cardiac output-regulation & function affecting; Peripheral resistance, venous return f. Regional circulation-coronary-muscular, cerebral g. Normal ECG.	20
10	<b>GASTRO INTESTINAL SYSTEM:</b> a. Absorption and digestion in brief b. Liver function	3



Sr. No.	Topics	Didactic Hours
11	<b>EXERCISE PHYSIOLOGY</b>	<b>15</b>
	a. Basal Metabolic Rate and Respiratory Quotient b. Energy metabolism c. Fatigue d. Oxygen debt e. Acute cardio vascular changes during exercise, difference between mild, moderate and severe exercise, concept of endurance f. Acute respiratory changes during exercise g. Concept of training/conditioning, effects of chronic exercise/effect of training on the cardiovascular & respiratory system h. Body temperature regulation during exercise i. Hormonal and metabolic effects during exercise j. Effects of exercise on muscle strength, power, endurance k. Physical fitness and its components	
12	<b>PHYSIOLOGY OF AGEING</b> (With respect to all systems)	<b>05</b>

## PRACTICALS

Sr. No.	Topics	Practical Hours
1.	Haematology – (demonstration only)	6hrs
2.	<b>GRAPHS:</b>	5hrs
	a. Skeletal muscle and its properties	
	b. Cardiac muscle-properties-effect of Ach & Adrenaline	
3.	Blood pressure- effects of change in posture & exercise	4hrs
4.	Examination of pulse	2hrs
5.	Spirometry	4hrs
	a. Lung volumes and capacities	
	b. Timed vital capacity	
6.	Perimetry	1hr
7.	<b>Physical fitness:</b>	8hrs
	a. Breath holding	
	b. Mercury column test;	
	c. Cardiac efficiency test- Harvard step test- Master step test	
8.	Clinical examination: History taking and general examination /Respiratory system / cardio vascular system / Higher functions Cranial nerves /Reflexes / Motor & Sensory system	20hrs
<b>TOTAL</b>		<b>50 hrs</b>



### RECOMMENDED TEXT BOOKS


1. Text book on Medical Physiology – Guyton
2. Textbook of Physiology – A K Jain (for MBBS students)

### RECOMMENDED REFERENCE BOOKS

1. Review of Medical Physiology – Ganong
2. Samson & Wright's Applied Physiology
3. Textbook of Medical Physiology – Bern and Levy

### SCHEME OF UNIVERSITY EXAMINATION


<b>THEORY</b> 80 MARKS + I.A. – 20 MARKS * The question paper will give appropriate weightage to all the topics in the syllabus.		<b>Marks</b>
<b>Section A-MCQs</b>	Q-1 -MCQs – based on MUST KNOW area [ 1 x 20]	<b>20</b>
<b>Section B- S.A.Q.</b>	Q-2 - Answer any FIVE out of SIX [5 x 3 = 15] Based on: Blood/G.I. tract / Electrolyte balance / Endocrine / Uro-genital System / General physiology /Special Senses (Eye/Ear/Skin)	<b>30</b>
	Q-3- Answer any THREE out of FOUR [3 x 5 =15] Based on: Cardio-vascular system / Respiratory system / Exercise Physiology/ Nerve	
<b>Section C -L.A.Q.</b>	Q-4] L.A.Q (Compulsory from Musculoskeletal) -15 marks Q-5] A - 15 marks OR Q-5] B -15 marks Based on: C.N.S./ Spinal Cord/ Electro-Neuro-Physiology /C.V.S. /R.S. LAQ should give break up of 15 marks – e.g. [ 3 +5+7]	<b>30</b>
<b>Total Marks</b>		<b>80</b>



<b>PRACTICAL</b> 80 MARKS + I.A. – 20 MARKS		<b>Marks</b>
		<b>100</b>
<b>Spots</b>	Based on: Topic 1,2,3,6,7,8,9,11&12 (10 X 2 Marks)	<b>20</b>
<b>Viva</b>	Based on theory	<b>20</b>
<b>Demonstration</b>	On Clinical Physiology C.V.S. 10 Marks R.S. 10 Marks C.N.S. } Cranial Nerves and Special Senses } 15 Marks	<b>35</b>
<b>Journal</b>	Year work on practicals performed	<b>05</b>
<b>Total Marks</b>		<b>80</b>

**INTERNAL ASSESSMENT:**

- 1. Two exams – Terminal and prelims of 80 marks each (Theory & Practical)  
TOTAL - 160 marks**
- 2. I.A. to be calculated out of 20 marks (Theory & Practical)**
- 3. Internal assessment as per University pattern.**



# BIOCHEMISTRY

(Didactic 46hrs+Demonstrations 4hrs) **TOTAL 50 HRS**

## COURSE DESCRIPTION:


This course provides the knowledge and skills in fundamental organic chemistry and introductory biochemistry that are essential for further studies. It covers basic biochemical, cellular, biological and microbiological processes, basic chemical reactions in the prokaryotic and eukaryotic cells, the structure of biological molecules, introduction to the nutrients i.e. carbohydrates, fats, enzymes, nucleic acids and amino acids.

Sr. No.	Topics	Didactic Hours	Demonstrations Hours	Total Hours
1	<b>CARBOHYDRATES</b>	9		<b>9</b>
2	<b>PROTEINS</b>	6		<b>6</b>
3	<b>ENZYMES</b>	4		<b>4</b>
4	<b>VITAMINS</b>	4		<b>4</b>
5	<b>MINERALS</b>	5		<b>5</b>
6	<b>HORMONES</b>	1		<b>1</b>
7	<b>NUTRITION</b>	3		<b>3</b>
8	<b>CLINICAL BIOCHEMISTRY</b>	6	4	<b>10</b>
9	<b>LIPID</b>	4		<b>4</b>
10	<b>MUSCLE CONTRACTION</b>	4		<b>4</b>
	<b>TOTAL</b>	<b>46</b>	<b>4</b>	<b>50</b>

## OBJECTIVES:

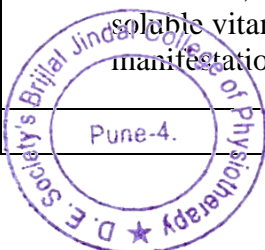
The student would know:

1. Various biomolecules which are present in the body and functions
2. The formation and fate of these biomolecules
3. Their normal levels in body fluids required for functioning and their abnormal levels to understand the disease process.




## SYLLABUS

Sr. No.	Topics	Didactic Hours	Demonstrations Hours	Total Hours
1	<b>CARBOHYDRATES</b>	<b>9</b>		<b>9</b>
	a. Chemistry, Definition, Classification with examples, Functions			
	b. Digestion and Absorption, Glycogenesis, Gluconeogenesis, Glycogenolysis and HMP pathway, Glycolysis, Electron transport chain for ATP synthesis, TCA cycle. Hormonal regulation of blood			
	c. Glucose, Glycogen storage disorders, Diabetes mellitus, Glycosuria, changes in Carbohydrate, Protein & Lipid metabolism.			
	d. All the metabolisms should be taught based on the following points such as starting and ending products, tissues of occurrence and the conditions when the pathway is activated, deactivated and significance of the pathway.			
2	<b>PROTEINS</b>	<b>6</b>		<b>6</b>
	a. Definition, Importance, Functional Classification, Digestion & Absorption, decarboxylation, deamination, transamination, transmethylation, Urea cycle, clinical significance of serum urea, function of glycine, Phenylalanine, tryptophan, methionine tyrosine.			
	b. There should be an emphasis on understanding the structure of protein, the essential and non-essential amino acids.			
3	<b>ENZYMES</b>	<b>4</b>		<b>4</b>
	Definition, Modern Classification, Factors affecting enzymes Action, diagnostic & therapeutics uses & enzymes, Isoenzymes, Competitive & Non competitive inhibition.			
4	<b>VITAMINS</b>	<b>4</b>		<b>4</b>
	Definition, Classification, Fat & water soluble vitamins, functions, Deficiency manifestations sources & RDA			
<b>Sr. No.</b>	<b>Topics</b>	<b>Didactic</b>	<b>Demonstrations</b>	<b>Total</b>





		Hours	Hours	Hours
5	<b>MINERALS</b>	5		5
	Ca, P, Fe, I, Zinc, Selenium, Fluorine, Magnesium include Na and K. Function sources, Deficiency manifestations			
6	<b>HORMONES</b>	1		1
	Definition with mechanism of action, classification.			
7	<b>NUTRITION</b>	3		3
	Composition of food, balanced diet, Kwashiorkor, Marasmus, Nitrogen balance, major Dietary constituent & their importance. Include energy requirements, factors affecting B.M.R., S.D.A. (Specific Dynamic Action) and R.Q. (Respiratory Quotient)			
8	<b>CLINICAL BIOCHEMISTRY</b>	6	4	10
	a. Liver Function Test, Renal Function Test, Lipid profile in serum b. Starvation metabolism, Hemoglobin chemistry and metabolism c. <b>Demonstrations:</b> Demonstration of estimation of various biomolecules and their interpretation Interpret reports of various conditions (including Diabetic profile, Cardiac profile, Uric acid and Gout)			
9	<b>LIPID</b>	4		4
	Definition, classification with examples biomedical importance, Phospholipids & lipoproteins functions. Digestion & absorption of lipid, $\beta$ oxidation of fatty acid with Energetics, Ketone bodies and their metabolism, Prostaglandins and essential fatty acids, Cholesterol, importance of cholesterol, obesity			
10	<b>MUSCLE CONTRACTION</b>	4		4
	Mechanism & Biochemical events Connective Tissue- Biochemistry of connective tissue Collagen-Glyco-protein proteoglycans			
<b>TOTAL</b>		<b>46</b>	<b>4</b>	<b>50</b>



## RECOMMENDED TEXT BOOKS

1. Biochemistry – Dr. Satyanarayan
2. Text book of Biochemistry for Medical students – Dr. Vasudevan / Shri Kumar
3. Biochemistry – Dr. Pankaja Naik

## RECOMMENDED REFERENCE BOOK


1. Review of Biochemistry (24<sup>th</sup> edition) - Harpar

## SCHEME OF UNIVERSITY EXAMINATION

<b>THEORY ONLY</b>		Marks
40 marks + <b>I.A.</b> – 10 Marks [There shall be no LAQ in this paper] * The question paper will give appropriate weightage to all the topics in the syllabus.		50
<b>Section -A-Q-1</b>	MCQs – based on MUST KNOW area [1x10]	10
<b>Section-B- Q-2 &amp; Q-3</b>	SAQ-to answer any FIVE out of SIX [5x3]	15
	SAQ – to answer any THREE out of FOUR [3x5]	15
<b>Total Marks</b>		<b>40</b>

## INTERNAL ASSESEMENT

1. Two exams – Terminal and prelims of 40 marks each **TOTAL - 80 marks**
2. **I.A.** to be calculated out of 10 marks (Theory only)
3. **Internal assessment as per University pattern.**



# FUNDAMENTALS OF KINESIOLOGY & KINESIOTHERAPY

(Didactic – 100 Hrs & Practical / Laboratory – 150 Hrs) **TOTAL 250 HRS**

## COURSE DESCRIPTION:

This course covers the definition of various terms used in mechanics, biomechanics kinesiology as well as its importance in physical therapy. It applies the mechanical principles to simple equipments of therapeutic gymnasium and familiarizes the candidate to its use. It covers the types of human motions as well as planes and relative axes of motion. It also explains the inter-relationship among kinematic variables and utilizes this knowledge to describe and analyze motion. It covers the classification of the joints and muscles along their distinguishing characteristics and skill of measurement of its ranges in various planes and axes. This course additionally covers therapeutic principles and skills of application of massage, yoga, aerobic exercise and use of suspension therapy. It also enhances the skill of evaluation of vital parameters & sensory system.


Sr. No.	Topics	Didactic Hours	Practical/ Laboratory Hours	Total Hours
1	MECHANICS & BASIC BIOMECHANICS	25	---	25
2	BIO-PHYSICS RELATED TO KINESIOTHERAPY	20	25	45
3	CLASSIFICATION OF MOVEMENTS	10	15	25
4	BASIC EVALUATION	15	35	50
5	MASSAGE	05	20	25
6	RELAXATION	05	10	15
7	AEROBIC EXERCISE	05	05	10
8	YOGA	15	40	55
<b>TOTAL</b>		<b>100</b>	<b>150</b>	<b>250</b>

## OBJECTIVE:

### Cognitive:

At the end of the course, the candidate will be able to:

- a) Define the various terms used in relation to Mechanics, Biomechanics & Kinesiology
- b) Recall the basic principles of Biophysics related to mechanics of movement / motion & understand the application of these principles to the simple equipment designs along with their efficacy in Therapeutic Gymnasium & various starting positions used in therapeutics.



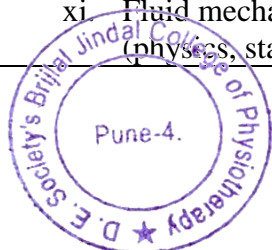
**Psychomotor:**

At the end of the course, the candidate will be able to:


- a) Describe & also acquire the skills of use of various tools of the Therapeutic Gymnasium
- b) Demonstrate the movements in terms of various anatomical planes and axes.
- c) Demonstrate various starting & derived positions used in therapeutics.
- d) Describe physiological principles & acquire the skills of application of therapeutic massage
- e) Acquire the skills of assessment of basic evaluation like sensations, reflexes & vital parameters
- f) Acquire the skill of objective assessment of Range of Motion of the joints by Goniometry
- g) Describe physiological basis and principle of relaxation and acquire the skills of relaxation methods
- h) Describe physiological responses and principles of aerobic exercises for general fitness & demonstrate fitness skills on self & group.
- i) Describe physiological principles and acquire the skill of performing Pranayama & Yogasanas

**SYLLABUS**

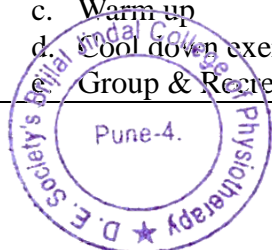
Sr. No.	Topic	Didactic Hours	Practical/ Laboratory Hours	Total Hours
1.	<b>MECHANICS &amp; BASIC BIOMECHANICS</b>	<b>25</b>	<b>--</b>	<b>25</b>
	a. Mechanics & Application to human body <ol style="list-style-type: none"> <li>i. Definition and terminologies: Mechanics (Statics &amp; Dynamics), Biomechanics, Kinetics, Kinematics (Osteokinematics, Arthrokinematics, Open Chain &amp; Closed Chain kinematics)</li> <li>ii. Axes / planes,</li> <li>iii. Laws of inertia &amp; motion,</li> <li>iv. Gravity, C.O.G., L.O.G. and B.O.S.</li> <li>v. Equilibrium – Types and affecting factors</li> <li>vi. Mechanics of Forces Work, Energy, Power, Friction, Momentum, Parallelogram of Forces</li> <li>vii. Torque</li> <li>viii. Pendulum</li> <li>ix. Mechanical and Anatomical pulleys</li> <li>x. Levers</li> <li>xi. Fluid mechanics related to Hydrotherapy (physics, statics &amp; dynamics)</li> </ol>	20		20




Sr. No.	Topic	Didactic Hours	Practical/Laboratory Hours	Total Hours
	b. Muscle Mechanics  i. Types of Muscles- Anatomical & Physiological ii. Types of muscle work / Contraction iii. Muscle Action: Roles as Agonist, Antagonist, Fixators, Synergist iv. Active & Passive insufficiency v. Range of muscle work ,Angle of pull – with importance to efficiency of muscle work and stability of joint	5	--	5
2	<b>BIO-PHYSICS RELATED TO KINESIOTHERAPY</b>	<b>20</b>	<b>25</b>	<b>45</b>
	a. Starting Positions & Derived Positions  i. Application of stability ii. BOS, Gravity and muscle work in relation to various positions	10	5	15
	b. Therapeutic Gymnasium  i. Use of accessories such as Pulleys Springs, Shoulder wheel, Walking aids, ii. Finger ladder, Therapeutic balls, Weights, Resistance bands, tubes, & wands iii. Applied mechanics of all above accessories	5	5	10
	c. Suspension Therapy  i. Principles ii. Suspension Apparatus iii. Types of Suspension iv. Effects and uses v. Techniques for individual joints	5	15	20
3	<b>CLASSIFICATION OF MOVEMENTS</b>	<b>10</b>	<b>15</b>	<b>25</b>
	a. Definition and classification b. Principles of movements c. Effects, uses and Techniques (active: assisted, free, assisted- resisted, resisted & passive)			



Sr. No.	Topic	Didactic Hours	Practical/Laboratory Hours	Total Hours
4	<b>BASIC EVALUATION</b>	<b>15</b>	<b>35</b>	<b>50</b>
	a. Assessment of Vital Parameters <ul style="list-style-type: none"> <li>i. Temperature</li> <li>ii. Blood Pressure</li> <li>iii. Heart Rate/ Pulse rate</li> <li>iv. Respiratory Rate</li> <li>v. Chest expansion</li> </ul>	5	5	10
	b. Assessment of Sensations and Reflex testing	5	5	10
	c. Goniometry <ul style="list-style-type: none"> <li>i. Definition and Types of Goniometers</li> <li>ii. Principles</li> <li>iii. Techniques for individual joints with biomechanical principles</li> <li>iv. Uses</li> </ul>	5	25	30
5	<b>MASSAGE</b>	<b>05</b>	<b>20</b>	<b>25</b>
	a. Definition b. Classification c. Principles d. Effects & uses e. Indications and contra indications f. Techniques- Upper limb, Lower Limb, Neck, Back, Abdomen, Face & Scalp			
6	<b>RELAXATION</b>	<b>05</b>	<b>10</b>	<b>15</b>
	a. Principles, b. Techniques along with their effects & uses <ul style="list-style-type: none"> <li>i. General - Jacobson's, Shavasana &amp; Reciprocal ( Laura Mitchell )</li> <li>ii. Local - Heat, Massage, Gentle/Rhythmic passive movements</li> </ul>			
7	<b>AEROBIC CONDITIONING AND BASIC PRINCIPLES OF GENERAL FITNESS</b> (as applied to self and group)	<b>5</b>	<b>5</b>	<b>10</b>
	a. Physiology of aerobic and anaerobic exercise. b. Components of fitness (definition of terms only) c. Warm up d. Cool down exercises e. Group & Recreational activities			



Sr. No.	Topic	Didactic Hours	Practical/ Laboratory Hours	Total Hours
8	<b>YOGA</b>	<b>15</b>	<b>40</b>	<b>55</b>
	<ul style="list-style-type: none"> <li>a. Definition</li> <li>b. Principles of Yoga</li> <li>c. Yogasana- Technique, Benefits, Contraindications &amp; cautions for each Asanas:               <ul style="list-style-type: none"> <li>i. <b>Asanas in supine</b> <ul style="list-style-type: none"> <li>a) Pawanamuktasana</li> <li>b) Ardha Halasana</li> <li>c) Halasana</li> <li>d) Setubandhasana</li> <li>e) Naukasana</li> <li>f) Matsyasana</li> <li>g) Shavasana</li> <li>h) Sarvangasana</li> </ul> </li> <li>ii. <b>Asanas in prone</b> <ul style="list-style-type: none"> <li>a) Bhujangasana</li> <li>b) Ardha-Shalabhasana</li> <li>c) Dhanurasana</li> <li>d) Makarasana</li> </ul> </li> <li>iii. <b>Asanas in sitting</b> <ul style="list-style-type: none"> <li>a) Padmasana, Siddhasana, Sukhasana</li> <li>b) Yogamudrasana</li> <li>c) Virasana</li> <li>d) Vajrasana</li> <li>e) Gomukhasana</li> <li>f) Pashchimottanasana</li> </ul> </li> <li>iv. <b>Asanas in standing</b> <ul style="list-style-type: none"> <li>a) Padhastasana, Padangusthasana, Uttanasana</li> <li>b) Utkatasana</li> <li>c) Tadasana</li> <li>d) Trikonasana</li> </ul> </li> <li>v. <b>Pranayama</b> <ul style="list-style-type: none"> <li>a) Anulom-vilom</li> <li>b) Kapalbhati</li> </ul> </li> </ul> </li> </ul>			



**PRACTICAL:** Practical demonstrations of:


Sr. No.	Topics
1	Various starting and derived positions
2	The techniques of active, passive, assisted and resisted movements
3	The techniques of various accessories and equipments used in therapeutic gymnasium its biomechanical principles and uses.
4	The techniques of use of suspension method for assisted and resisted movements
5	Relaxation procedures
6	Massage techniques
7	Yogasanas and Pranayama
8	Aerobic exercise for self and others
9	Assessment of vital parameters in different body position (supine, sitting and standing) and of sensory system and reflexes.
10	Measurement of joint R.O.M. through goniometry, method of fixation and measurement.

### RECOMMENDED TEXT BOOKS

1. Principles of Exercise Therapy – Dena Gardiner
2. Massage, Manipulation & Traction – Sydney Litch
3. Therapeutic Exercise – Sydney Litch
4. Massage – M. Hollis
5. Practical Exercisetherapy– Margaret Hollis
6. Hydrotherapy – Kisner, Hollis
7. Measurement of Joint Motion – Cynthia Norkins.
8. Biomechanics – Cynthia Norkins
9. Clinical Kinesiology-Brunnstrom
10. Yogic Exercises-Physiologic and Psychic processes-- S. Datta Ray

### RECOMMENDED REFERENCE BOOKS

1. Therapeutic Exercise – Carolyn Kisner
2. Asanas-Why & How – Omprakash Tiwari






## SCHEME OF UNIVERSITY EXAMINATION


<b>THEORY</b>		<b>Marks</b>
80 MARKS + I.A. – 20 MARKS * The question paper will give appropriate weightage to all the topics in the syllabus.		<b>100</b>
<b>Section A- M.C.Qs.</b>	Q-1 -MCQs – based on MUST KNOW area [ 1 x 20]	<b>20</b>
<b>Section B- S.A.Q.</b>	Q-2 - Answer any FIVE out of SIX [3x 5 =15] Q-3- Answer any THREE out of FOUR [5x 3 =15]	<b>30</b>
<b>Section C-L.A.Q.</b>	Q-4] - 15 marks Q-5] - 15 marks OR Q-5] -15 marks Based on Mechanics & application/ Starting positions & Derived positions/ Classification of Movements/ Goniometry/ Massage LAQ should give break up of 15 marks – e.g. [ 3 +5+7]	<b>30</b>
<b>Total Marks</b>		<b>80</b>

<b>PRACTICAL</b>		<b>Marks</b>
80 MARKS + I.A. – 20 MARKS		<b>100</b>
<b>LONG CASE</b>	Based on Massage / Goniometry / Movements (passive) <ul style="list-style-type: none"> <li>• Cognitive – Bio-physics, Biomechanical principles, indications, contraindication</li> <li>• <i>Documentation of findings etc - 20 Marks</i></li> <li>• <i>Psychomotor + Affective skills - 15 Marks</i></li> </ul>	<b>35</b>
<b>SHORT CASE</b>	Two Short case based on <ul style="list-style-type: none"> <li>• Basic evaluation (<b>any one</b>): Sensation / Reflex testing / B.P./ &amp; Pulse Rate/ Chest Expansion / Respiratory Rate /Aerobic fitness for self</li> <li>• Skill performance (<b>any one</b>): Relaxation / Yoga posture / Starting / Derived position &amp; Suspension Therapy (2 x 20 = 40 marks)</li> <li>• <i>Cognitive – 05 Marks</i></li> <li>• <i>Psychomotor -15 Marks</i></li> </ul>	<b>40</b>
<b>JOURNAL</b>	Year work on practicals performed.	<b>5</b>
<b>Total Marks</b>		<b>80</b>



## **INTERNAL ASSESSMENT:**

- 1. Two exams – Terminal and preliminary examination (Theory & Practical) of 80 marks each TOTAL - 160 marks**
- 2. Internal Assessment to be calculated out of 20 marks.**
- 3. Internal assessment as per University pattern.**



# FUNDAMENTALS OF ELECTROTHERAPY

Didactic 95 hrs+ Practical 105hrs [TOTAL-200HRS]

## COURSE DESCRIPTION:

This course will cover the basic principles of Physics that are applicable in medical equipments used in Physiotherapy. It will also help to understand the fundamentals of currents, sound waves, Heat & its effects, electromedical radiations and their effects as well as their application in physical therapy. It covers the skill of application of superficial thermal agents and Cryotherapy.

Sr. No.	Topic	Didactic Hours	Practical/ Lab Hours	Total hours
1	<b>MEDICAL ELECTRONICS AND ELECTRICITY :</b>	<b>55</b>	<b>15</b>	<b>70</b>
	a) Fundamentals of Low frequency currents	32	09	41
	b) Fundamentals of High frequency currents	13	06	19
	c) Electro Magnetic Spectrum	5	-	5
	d) Cellular Bio-physics	3	-	3
	e) Environmental currents	2	-	2
2	<b>ELECTRICAL MODALITIES</b>	<b>25</b>	<b>40</b>	<b>065</b>
3	<b>SUPERFICIAL THERMAL AGENTS</b>	<b>15</b>	<b>50</b>	<b>065</b>
<b>TOTAL</b>		<b>95</b>	<b>105</b>	<b>200</b>

## OBJECTIVES:

### Cognitive:


At the end of the course, the candidate will be able to:

- Recall the physics principles & Laws of Electricity, Electro magnetic spectrum, & ultra sound
- Describe effects of environmental & man made electromagnetic field at the cellular level & risk factors on prolonged exposure.
- Describe the Main electrical supply, Electric shock, precautions
- Enumerate Types & Production of various Therapeutic electrical currents & describe the panel diagrams of the machines

### Psychomotor:

At the end of the course the candidate will be able to –


- Test the working of the various electrotherapeutic-equipments
- Describe in brief, certain common electrical components such as transistors, valves, capacitors, transformers etc & the simple instruments used to test / calibrate these components [ such as potentiometer, oscilloscope , multimeter ] of the circuit ; & will be able to identify such components.
- Describe & identify various types of electrodes used in therapeutics, describe electrical skin resistance & significance of various media used to reduce skin resistance.



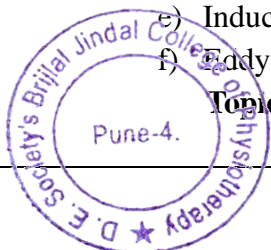
- d) Acquire knowledge of various superficial thermal agents such as Paraffin wax bath, Cryotherapy, Hydrocollator packs, Home remedies, their physiological & therapeutic effects, Merits / demerits & acquire the skill of application.

## SYLLABUS


Sr. No.	Topic	Didactic Hours	Practical /Lab Hrs	Total Hours
<b>1.</b>	<b>MEDICAL ELECTRONICS AND ELECTRICITY</b>	<b>55</b>	<b>15</b>	<b>70</b>
	<b>a. Fundamentals of Low frequency currents</b>	32	09	41
	i. Basic Physics: Structure of atom, Isotopes, States of matter; Compound formation-(covalent formation), Properties of Electric lines of forces, Conductors, Non-conductors, Latent heat, Transmission of heat	3	-	3
	ii. Condenser a) Principles b) Capacity c) Types & construction d) Electric field e) Charging and discharging of the condenser f) Duration of Discharge g) Discharge through inductance h) Capacitive reactance & uses of condenser	3	-	3
	iii. Main supply: a) Production of Electricity b) Types: A.C./ D.C. c) Distribution/ Grid system wiring of the house, colour coding of electrical supply to the apparatus d) Earthing and its importance e) Types of Plugs & Switches	3	3	6
	iv. Shock a) Definition b) Types ( Electric Shock & Earth shock) c) Severity Causes, Effects & Precaution	2	-	2




Sr. No.	Topic	Didactic Hours	Practical/ Lab Hrs	Total Hours
	v. Static Electricity: a) Theory of Electricity b) Production of Electric Charge c) Characteristics of charged electrical body and capacitor and inductance: types & uses d) Potential difference	3	-	3
	vi. Current electricity a) EMF b) Resistance: Combination of resistance in series and parallel c) Ohms Law d) D.C., A.C. e) Devices for regulating current: Identification, functioning & Uses- Rheostat, Potentiometer, Ammeters, Oscilloscopes, Voltmeter f) Voltage and Power g) Thermal effects of electric current- Joule's Law.	6	6	12
	vii. Electrical Skin Resistance: a) Skin Resistance b) Factors affecting Skin resistance: types of electrodes used, electrode gels, skin threshold, skin type, skin temperature, exercises c) Methods to reduce skin resistance	2	-	2
	viii. Faradic currents: Duration, frequency, wave forms & graphical representation, surging, faradic type current, pulse width modulation,	5	-	5
	ix. Galvanic currents/ Direct current: and interrupted galvanic current, duration, frequency, waveforms & graphical representation	5	-	5
	<b>b. Fundamentals of High frequency currents</b>	<b>13</b>	<b>06</b>	<b>19</b>
	i. Electro Magnetic Induction: a) Production b) Direction of induced EMF c) Strength of induced EMF d) Type – Self & Mutual induction e) Inductive Reactance f) Eddy currents	3	-	3
	<b>Topic</b>	<b>Didactic Hours</b>	<b>Practical/ Lab Hours</b>	<b>Total Hours</b>



	g. Principles and Laws – Faraday’s , Lenz’s h. Dynamo		
	ii. Apparatus for Modification of Currents: a) Interruption of current – Switch & Valve b) C- R timing circuit c) Multivibrator Circuit, Pulse Generator d) Current supplied to patient – Impulse type	2	-
	iii. Magnetism: a) Nature and Types b) Molecular theory of Magnetism c) Property of Magnet d) Magnetic effect of electric current – Electro Magnets e) Meters for measuring A.C.	2	-
	iv. Sound: a) Wave motion in sound b) Infrasonics c) Normal hearing band d) Characteristics of sound waves and their velocities e) Ultrasonics f) Reflection, Refraction and Attenuation of Sound waves g) Interference of sound waves	2	-
	v. D.C. and A.C.: a) Source – Cell and rectified AC b) Rectification of AC c) Thermionic valves – Diode and Triode d) Metal Rectifier e) Types of Rectification f) Transformers-Types & Functions g) Smoothing circuit h) Semiconductor and its types i) Diodes & Transistors j) Choke coil	4	6
	<b>c. Electro Magnetic Spectrum</b>	5	-
	i. Laws of transmission Reflection – Refraction – Absorption – Attenuation ii. Electro Magnetic Radiation iii. Laws Governing E.M.R. iv. Laws of Reflection, Refraction, Absorption, Attenuation, Cosine Law, Inverse Square Law, Grothus Law		
	<b>Topic</b>	<b>Didactic Hours</b>	<b>Practical/ Lab Hours</b>
	<b>Cellular Bio-physics</b>	3	-
			<b>Total Hours</b>
			5
			3



	<ul style="list-style-type: none"> <li>i. Action potential,</li> <li>ii. Resting membrane potential</li> <li>iii. Transmission of impulses: Saltatory conduction</li> <li>iv. Reception &amp; emission of E.M.F. signals</li> </ul>			
	<b>e. Environmental currents</b>	2	-	2
	Environmental currents & fields risk factors on prolonged exposure to E.M. field.			
<b>2</b>	<b>ELECTRICAL MODALITIES</b> <b>Production, Physical principles, Panel diagrams,</b> <b>Testing of apparatus of the following:</b>	<b>25</b>	<b>40</b>	<b>065</b>
	<ul style="list-style-type: none"> <li>a. S.W.D.</li> <li>b. Ultrasound</li> <li>c. U.V.R.</li> <li>d. I.F.T.</li> <li>e. I.R.</li> <li>f. LASER (no panel diagram)</li> <li>g. Diagnostic Electrical Muscle Stimulator,</li> <li>h. T.E.N.S.</li> </ul>			
<b>3</b>	<b>SUPERFICIAL THERMAL AGENTS</b>	<b>15</b>	<b>50</b>	<b>65</b>
	<p>Construction/Design of the Modalities, Scales of temperature, Specific heat &amp; modes of energy transfer, Physiological effects, Therapeutic effects/ Uses, Merits/demerits, Indications/contra-indications, Skills of application:</p> <ul style="list-style-type: none"> <li>a. Home remedies</li> <li>b. Paraffin wax bath</li> <li>c. whirl pool</li> <li>d. contrast bath</li> <li>e. Hydro-collator hot packs</li> <li>f. Cryotherapy</li> </ul>			



## PRACTICAL

Practical demonstrations of:


Sr. No.	Topic
1.	Various ELECTRICAL COMPONENTS like Diodes & Triodes, Rheostat, Capacitor, Potentiometer, Switches, Plugs and Pulse generator
2	The technique of testing of mains supply
3	The techniques of testing the following ALONG WITH PANEL DIAGRAM:
	i. Low Frequency currents- Diagnostic Muscle stimulator, Transcutaneous Nerve Stimulation
	ii. Medium Frequency currents-I.F.T.
	iii. High Frequency currents- Short Wave Diathermy, Ultrasound
	iv. I.R. (no panel diagram)
	v. U.V.R. (no panel diagram)
4	The skill of application of THERMAL AGENTS (on models) :
	i. Hot packs
	ii. P.W.B.
	iii. Whirlpool
	iv. Contrast bath
	v. Cryotherapy

## RECOMMENDED TEXT BOOKS

1. Clayton 1s Electro therapy – 3rd & 10th edition
2. Electro therapy explained – Low & Reed
3. Electro Therapy – Kahn
4. Electrotherapy Evidence Based Practice-Sheila Kitchen 11<sup>th</sup> edition

## RECOMMENDED REFERENCE BOOK

1. Clinical Electrotherapy -- Nelson & Currier






## SCHEME OF UNIVERSITY EXAMINATION

<b>THEORY</b> 80 MARKS + I.A. – 20 MARKS * The question paper will give appropriate weightage to all the topics in the syllabus.		<b>Marks</b>
		<b>100</b>
<b>Section A –M.C.Qs.</b>	Q-1 <b>MCQs</b> – based on MUST KNOW area [ 1 x 20]	<b>20</b>
<b>Section B- S.A.Q.</b>	Q-2 - Answer any FIVE out of SIX [5 x 3 =15] Q-3- Answer any THREE out of FOUR [3 x 5 =15]	<b>30</b>
<b>Section C -L.A.Q.</b>	Q-4] L.A.Q -15 marks  * Based on superficial Thermal agents  Q-5] (Based on Production /Panel Diagram of high frequency current) -15 marks OR Q-5] (Based on Production / Panel Diagram of low/ Medium frequency current) -15 marks  LAQ should give break up of 15 marks – e.g. [ 3 +5+7]	<b>30</b>
<b>Total Marks</b>		<b>80</b>

<b>PRACTICAL</b> 80 MARKS + I.A. – 20 MARKS		<b>Marks</b>
		<b>100</b>
<b>LONG CASE</b>	Based on Superficial thermal agent:  • <i>Cognitive – Medical Electronic, Physiological, Biophysical principles, Therapeutic effects, indications-contraindications</i> - 20 Marks • <i>Psychomotor + Affective skills</i> - 15 Marks	<b>35</b>
<b>SHORT CASE</b>	Two Short case on Testing of equipments: 1. Low & Medium frequency 2. High frequency/Actinotherapy (2 x 20=40 marks)  • <i>Cognitive – 05 Marks</i> • <i>Psychomotor -15 Marks</i>	<b>40</b>
<b>JOURNAL</b>	Year work on practical's performed.	<b>5</b>
<b>Total Marks</b>		<b>80</b>




## INTERNAL ASSESSMENT:

1. Two exams – Terminal and preliminary examination (Theory & Practical) of 80 marks each TOTAL - 160 marks
2. Internal Assessment to be calculated out of 20 marks.
3. Internal assessment as per University pattern.

## SCHEME OF UNIVERSITY EXAMINATIONS AT A GLANCE

### I B.P.Th.

Subjects	Theory			Practical		
	University	I.A.	Total	University	I.A.	Total
Anatomy	80	20	100	80	20	100
Physiology	80	20	100	80	20	100
Biochemistry	40	10	50	-	-	-
Fundamentals of Kinesiology & Kinesiotherapy	80	20	100	80	20	100
Fundamentals of Electro Therapy	80	20	100	80	20	100
<b>Total</b>	<b>360</b>	<b>90</b>	<b>450</b>	<b>320</b>	<b>80</b>	<b>400</b>




## II B.P.Th.

### SYLLABUS

Transcript Hours- 1400

Sr. No.	Subject	Theory Hours	Practical / Clinical Hours	Total Hours
	<b>PROFESSIONAL PRACTICE</b>			
1	Professional practice & Ethics (College Examination in final year )	005	010	015
	<b>MEDICAL SCIENCES</b>			
1	Pathology	050	-	050
2	Microbiology	031	004	035
3	Pharmacology	050	-	050
4	Psychiatry (Including Psychology)	030	020	050
	<b>PHYSIOTHERAPY</b>			
1	Kinesiology	080	-	080
2	Kinesiotherapy	080	160	240
3	Electrotherapy	100	200	300
4	Seminar (including introduction to <b>terms</b> of I.C.F. definition of terms Activity Limitation and Participation Restriction) ( <i>not for examination</i> )		090	090
5	Supervised clinical practice ( To practice clinical skills under the supervision, at the O.P.D./ I.P.D. set up) ➤ Clinical assignments should include Observation, Clinical History taking & technical assistance to the clinicians <ul style="list-style-type: none"><li>• Therapeutic Gymnasium</li><li>• Fundamentals of Exercise therapy &amp;</li><li>• Electro Therapy</li></ul> To maintain a Register / Log book-in which the prescribed Case Histories & written assignments are documented & to obtain the signature from the respective section In-charge at the end of the assignment.		490	490



# PROFESSIONAL PRACTICE AND ETHICS

(COLLEGE EXAMINATION IN FINAL YEAR)

Total -15 HRS

## COURSE DESCRIPTION:

This subject would be taught in continuum from first year to final year. An exam in theory would be conducted only in final year. Professional and ethical practice curriculum content addresses the Knowledge, Skills and Behaviors required of the physiotherapist in a range of practice relationships and roles. The course will discuss the role, responsibility, ethics administration issues and accountability of the physical therapists. The course will also cover the history and change in the profession, responsibilities of the professional to the profession, the public and to the health care team. This includes the application of professional and ethical reasoning and decision-making strategies, professional communication.

## OBJECTIVES:

At the end of the course the candidate will be compliant in following domains:

### **Cognitive:**

- Be able to understand the moral values and meaning of ethics
- Will acquire bedside manners and communication skills in relation with patients, peers, seniors and other professionals.

### **Psychomotor:**


- Be able to develop psychomotor skills for physiotherapist-patient relationship.
- Skill to evaluate and make decision for plan of management based on sociocultural values and referral practice.

### **Affective:**

- Be able to develop behavioral skills and humanitarian approach while communicating with patients, relatives, society at large and co-professionals.
- Be able to develop bed side behavior, respect & maintain patients' confidentiality.

## SYLLABUS

Sr. No.	Topics	Didactic Hours	Supervision Hours	Total Hours
1.	Ethical code of conduct	03	10	15
2.	Communication skills			
	a. Physiotherapist -Patient Relationship b. Interviewing -Types of interview, Skills of interviewing	01 01		
	<b>TOTAL</b>	<b>05</b>	<b>10</b>	<b>15</b>



# PATHOLOGY

[DIDACTIC –50 HRS]

## COURSE DESCRIPTION:


Students will develop an understanding of pathology underlying clinical disease states involving the major organ systems and epidemiological issues. Students will learn to recognize pathology signs and symptoms considered red flags for serious disease. Students will use problem-solving skills and information about pathology to decide when referrals to another health care provider or alternative interventions are indicated. Students will develop the ability to disseminate pertinent information and findings, and ascertain the appropriate steps to follow.

The course more deals with structural impairments as an important part in ICF Classification.

Sr. No.	Topics	Didactic Hours
1	GENERAL PATHOLOGY	04
2	INFLAMMATION & REPAIR	06
3	IMMUNO –PATHOLOGY	04
4	CIRCULATORY DISTURBANCES	04
5	PATHOLOGIC CHANGES IN VITAMIN DEFICIENCIES	01
6	GROWTH DISTURBANCES	04
7	MEDICAL GENETICS	01
8	SPECIFIC PATHOLOGY	10
9	MUSCULAR DISORDERS	03
10	NEURO-MUSCULAR JUNCTION	01
11	BONE & JOINTS	05
12	G.I. SYSTEM	01
13	ENDOCRINE	02
14	HEPATIC DISEASES	01
15	CLINICAL PATHOLOGY	03
TOTAL		50

## OBJECTIVES:

At the end of the course, the candidate:



**Cognitive:**


- a) Will have sound knowledge of concepts of cell injury & changes produced by different tissues, organs and capacity of the body in healing process.
- b) Acquire the knowledge of general concepts of neoplasia with reference to the Etiology, gross & microscopic features, & diagnosis, in different tissues, & organs of the body.
- c) Acquire knowledge of common immunological disorders & their resultant effects on the human body.

**Psychomotor:**


- a) Recall the Etiology–pathogenesis, the pathological effects & the clinico–pathological correlation of common infections & non-infectious diseases.
- b) Understand in brief, about the common Haematological disorders & investigations necessary to diagnose them.
- c) Correlate normal & altered morphology of different organ systems in different diseases needed for understanding disease process & their clinical significance

**SYLLABUS**


<b>Sr. No.</b>	<b>Topics</b>	<b>Didactic Hours</b>
1	<b>GENERAL PATHOLOGY</b>	<b>4</b>
	a. Cell injury-Causes, Mechanism & Toxic injuries with special reference to Physical including ionizing radiation, Chemical & Biological b. Reversible injury (degeneration)- types-morphology-cloudy swelling, hyaline, fatty changes c. Intra-cellular Accumulation- Mucin, Protein d. Irreversible cell injury-types of necrosis- Apoptosis –Calcification- Dystrophic & Metastasis e. Extra-cellular accumulation-Amylidosis	
<b>Sr. No.</b>	<b>Topics</b>	<b>Didactic Hours</b>
2	<b>INFLAMMATION &amp; REPAIR</b>	<b>6</b>



	<ul style="list-style-type: none"> <li>a. Acute inflammation – features, causes, vascular &amp; cellular events</li> <li>b. Morphologic variations-Ulcers</li> <li>c. Inflammatory cells &amp; Mediators</li> <li>d. Chronic inflammation: Causes, Types, Non-specific &amp; Granulomatous – with examples</li> <li>e. Wound healing by primary &amp; secondary union, factors promoting &amp; delaying healing process</li> <li>f. Healing at various sites- bone, nerve &amp; muscle</li> <li>g. Regeneration &amp; Repair</li> </ul>	
3	<b>IMMUNO –PATHOLOGY</b>	<b>4</b>
	<ul style="list-style-type: none"> <li>a. Immune system: organization-cells- antibodies-regulation of immune responses</li> <li>b. Hyper-sensitivity (types and examples including graft rejection)</li> <li>c. Secondary Immuno-deficiency including H.I.V.</li> <li>d. Basic concepts of autoimmune disease (emphasis on S.L.E. &amp; R.A.)</li> </ul>	
4	<b>CIRCULATORY DISTURBANCES</b>	<b>4</b>
	<ul style="list-style-type: none"> <li>a. Oedema - pathogenesis - types - transudates / exudates</li> <li>b. Chronic venous congestion- lung, liver</li> <li>c. Thrombosis – formation – fate – effects</li> <li>d. Embolism – types- clinical effects</li> <li>e. Infarction – types – common sites</li> <li>f. Gangrene – types – etiopathogenesis</li> <li>g. Shock – Pathogenesis, types</li> </ul>	
5	<b>PATHOLOGIC CHANGES IN VITAMIN DEFICIENCIES</b>	<b>1</b>
<b>Sr. No.</b>	<b>Topics</b>	<b>Didactic Hours</b>
6	<b>GROWTH DISTURBANCES</b>	<b>4</b>
	<ul style="list-style-type: none"> <li>a. Atrophy, Hypertrophy, Hypoplasia, Metaplasia,</li> </ul>	

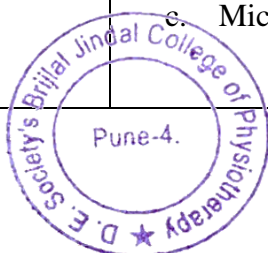


	<p>Agenesis, Dysplasia</p> <p>b. Neoplasia classification, Histogenesis, Biologic behaviors, difference between Benign &amp; Malignant tumour</p> <p>c. Malignant neoplasms- grades-stages-local &amp; distal spread</p> <p>d. Carcinogenesis: Physical, Chemical, Occupational, Heredity, Viral, Nutritional</p> <p>e. Precancerous lesions &amp; Carcinoma in situ</p> <p>f. Tumour &amp; host interactions–local and systemic effects-metastatic (special reference to bones and C.N.S.)</p>	
7	<p><b>MEDICAL GENETICS (in brief):</b></p> <p>a. Classifications with examples of Genetic disorders</p>	1
8	<p><b>SPECIFIC PATHOLOGY</b></p>	10
	<p>a. <b>C.V.S.</b></p> <p>i. Atherosclerosis - Ischemic Heart Diseases – Myocardial Infarction– Pathogenesis /Pathology</p> <p>ii. Hypertension</p> <p>iii. C.C.F.</p> <p>iv. Rheumatic Heart Diseases</p> <p>v. Peripheral Vascular Diseases</p> <p>b. <b>Respiratory</b></p> <p>i. C.O.P.D.</p> <p>ii. Pneumonia (lobar, bronchial, viral), Lung Abscess</p> <p>iii. T. B.: Primary, Secondary – morphologic types</p> <p>iv. Pleuritis &amp; its complications</p> <p>v. Lung collapse – Atelectasis</p> <p>vi. Occupational Lung diseases (with special emphasis on Silicosis, Asbestosis, Anthracosis)</p> <p>vii. A.R.D.S.</p> <p><b>Topics</b></p>	<b>Didactic hrs</b>
<b>Sr. No.</b>		
	<p>c. <b>Neuropathology:</b></p> <p>i. Reaction of nervous tissue to injury, infection &amp; ischemia</p> <p>ii. Meningitis: Pyogenic, T.B.M., Viral</p> <p>iii. Cerebro-Vascular Diseases – Atherosclerosis – Thrombosis, Embolism, Aneurysm, Hypoxia,</p>	





	<p>Infarction &amp; Hemorrhage, Hydrocephalous, Increased Intracranial Pressure</p> <p>iv. Leprosy v. Parkinsonism</p>	
9	<p><b>MUSCULAR DISORDERS</b></p> <p>a. Classification of Muscular disorders with emphasis on Muscular Dystrophies</p>	<b>3</b>
10	<p><b>NEURO-MUSCULAR JUNCTION</b></p> <p>a. Myasthenia gravis b. Myasthenic syndrome</p>	<b>1</b>
11	<p><b>BONE &amp; JOINTS</b></p>	<b>5</b>
	<p>a. Osteomyelitis – Rickets – Osteomalacia – Osteoporosis b. Arthritis- degenerative (Osteoarthritis, Calcaneal spur, Periarthritis, Spondylosis) - inflammatory (R.A., Ankylosing Spondylitis, Gout) c. Miscellaneous-P.I.D., Haemarthrosis d. Infective-T.B.</p>	
12	<p><b>G.I. SYSTEM</b></p> <p>a. Gastric / Duodenal ulcer, Enteric fever, T.B., Enteritis, Gastritis (related to consumption of NSAID)</p>	<b>1</b>
13	<p><b>ENDOCRINE</b></p> <p>a. Hypo and Hyperthyroidism b. Diabetes</p>	<b>2</b>
14	<p><b>HEPATIC DISEASES</b></p> <p>a. Cirrhosis – emphasis to systemic effects of portal hypertension</p>	<b>1</b>
<b>Sr. No.</b>	<b>Topics</b>	<b>Didactic Hours</b>
15	<p><b>CLINICAL PATHOLOGY</b></p> <p>a. Anemia – (deficiency) – T.C./D.C./ Eosinophilia Anaemia b. Muscle / Skin / Nerve biopsy c. Microscopic appearance of muscle necrosis – fatty infiltration</p>	<b>3</b>



### **RECOMMENDED TEXT BOOKS**


1. Text book of Pathology -Harsh Mohan
2. Basic Pathology-Robbins

### **RECOMMENDED REFERENCE BOOKS**

1. Pathologic basis of disease - Cotran, Kumar, Robbins
2. General Pathology – Bhende

### **SCHEME OF UNIVERSITY EXAMINATION**

**- ALONG WITH MICROBIOLOGY SUBJECT**



# MICROBIOLOGY

(Didactic-31hrs + Demonstration -4hrs) **TOTAL 35 HRS**

## COURSE DESCRIPTION:


Students will develop an understanding of pathology underlying clinical disease states and involving the major organ systems and epidemiological issues. Epidemiological issues will be presented and discussed. Students will learn to recognize pathology signs and symptoms considered red flags for serious disease. Students will use problem-solving skills and information about pathology to decide when referral to another health care provider or alternative intervention is indicated. Students will develop the ability to disseminate pertinent information and findings, and ascertain the appropriate steps to follow.

Sr. No.	Topics	Didactic Hours	Demonstration Hours	Total Hours
1	<b>GENERAL MICROBIOLOGY</b>	4	1	<b>5</b>
2	<b>LABORATORY DIAGNOSIS OF INFECTION</b>	2	1	<b>3</b>
3	<b>IMMUNOLOGY</b>	5		<b>5</b>
4	<b>SYSTEMIC BACTERIOLOGY</b>	7		<b>7</b>
5	<b>MYCOLOGY</b>	2	1	<b>3</b>
6	<b>VIROLOGY</b>	5		<b>5</b>
7	<b>PARASITOLOGY</b>	3	1	<b>4</b>
8	<b>APPLIED MICROBIOLOGY</b>	3		<b>3</b>
	<b>TOTAL</b>	<b>31</b>	<b>4</b>	<b>35</b>

## OBJECTIVES:

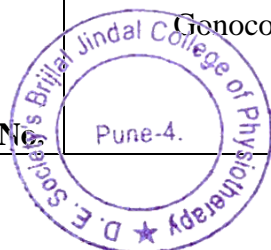
At the end of the course, the candidate will

1. Have sound knowledge of prevalent communicable diseases and the agents responsible for causing clinical infections, pertaining to C.N.S, C.V.S, Musculoskeletal system, Respiratory system, Genitourinary system, wound infections and of newer emerging pathogens
2. Know the importance and practices of best methods to prevent the development of infections in self and patients (universal safety precautions)




## SYLLABUS

Sr. No.	Topics	Didactic Hours	Practical/Lab Hours	Total Hours
1	<b>General Microbiology</b> a. Introduction & scope b. Classification of Micro-organisms and Bacterial Anatomy (cell wall, capsule, spore, flagella and types as per their shape and arrangement) c. Sterilization d. Disinfection e. Demonstration for General Microbiology	4	1	5
2	<b>LABORATORY DIAGNOSIS OF INFECTION</b> a. Culture media and identification of bacteria b. Sample collection for smear examination and cultures c. Demonstration of Gram staining, ZN staining and culture media	2	1	3
3	<b>IMMUNOLOGY</b> a. Innate immunity & acquired immunity b. Structure and function of immune system and Immune response – normal / abnormal c. Define Antigen, Antibody and Antigen - antibody reaction & application for diagnosis d. Hyper – sensitivity e. Auto-immunity	5		5
4	<b>SYSTEMIC BACTERIOLOGY</b> a. Infection caused by gram +ve cocci Staphylococcus, Streptococcus and Pneumococcus b. Infection caused by gram –ve cocci Gonococci and Meningococci	7		7
<b>Sr. No.</b>	<b>Topics</b>	<b>Didactic</b>	<b>Practical/Lab</b>	<b>Total</b>



		<b>Hours</b>	<b>Hours</b>	<b>Hours</b>
	<ul style="list-style-type: none"> <li>c. Clostridium</li> <li>d. Enterobacteriaceae (E.Coli, Klebsiella) and Pseudomonas</li> <li>e. Salmonella and Vibrio</li> <li>f. Mycobacterial infection:               <ul style="list-style-type: none"> <li>i. Tuberculosis-Leprosy</li> <li>ii. Atypical Mycobacterium</li> </ul> </li> <li>g. Syphilis and Leptospirosis- Morphology &amp; pathogenesis</li> </ul>			
<b>5</b>	<b>MYCOLOGY</b>	<b>2</b>	<b>1</b>	<b>3</b>
	<ul style="list-style-type: none"> <li>a. Introduction and Superficial mycosis</li> <li>b. Mycetoma and opportunistic fungal infection</li> <li>c. Mycology and Virology demonstration</li> </ul>			
<b>6</b>	<b>VIROLOGY</b>	<b>5</b>		<b>5</b>
	<ul style="list-style-type: none"> <li>a. Introduction &amp; general properties,</li> <li>b. DNA virus</li> <li>c. Measles, Mumps, Rubella, polio and congenital viral infections</li> <li>d. Hepatitis and Rabies</li> <li>e. H.I.V.</li> </ul>			
<b>7</b>	<b>PARASITOLOGY</b>	<b>3</b>	<b>1</b>	<b>4</b>
	<ul style="list-style-type: none"> <li>a. Introduction- Entamoeba histolytica</li> <li>b. Malaria, Filaria</li> <li>c. Toxoplasma – Cystisarcosis &amp; Echinococcus</li> </ul>			
<b>8</b>	<b>APPLIED MICROBIOLOGY</b>	<b>3</b>		<b>3</b>
	<ul style="list-style-type: none"> <li>a. Hospital acquired infections, Universal safety precautions and Waste disposal</li> <li>b. Diseases involving Bones, Joints- Nerves-Muscles-Skin-Brain- Cardiopulmonary system, Burn and wound infections</li> </ul>			

### RECOMMENDED TEXT BOOKS



1. Concise Textbook of Microbiology - Ananthnarayan
2. Concise Textbook of Microbiology - C.P.Baweja
3. Textbook of Microbiology - Nagoba

### RECOMMENDED REFERENCE BOOK


1. Text books of Microbiology – R. Ananthnarayan & C.K. Jayram Panikar

### SCHEME OF UNIVERSITY EXAMINATION (THEORY ONLY)

<b>THEORY</b>		<b>Marks</b>
Pathology-50 marks + Microbiology-30 marks 80 marks + I.A.:20 marks [There shall be no LAQ in this paper] *Emphasis to be given to topics related to Musculo Skeletal / Neurological / Cardiovascular / Respiratory conditions & Wound / Ulcers.		100
<b>Section A-Q-1 &amp;Q-2</b>	MCQs – based on <b>MUST KNOW</b> area	30
	Q-1 based on <b>PATHOLOGY</b> [1 x 20]	
	Q-2 Based on <b>MICROBIOLOGY</b> [1 x 10]	
<b>Section B-Q-3 &amp; Q- 4</b>	Questions based on <b>PATHOLOGY</b>	30
	SAQ Q-3 -to answer any FIVE out of SIX [5x3]	
	SAQ Q-4-to answer any THREE out of FOUR [3x5]	
<b>Section C- Q-5</b>	Questions based on <b>MICROBIOLOGY</b>	20
	SAQ – to answer any FOUR out of FIVE [4x5]	
<b>Total Marks</b>		<b>80</b>

### INTERNAL ASSESSMENT:

1. Two exams – Terminal and preliminary examination of 80 marks each  
TOTAL - 160 marks
2. Internal Assessment to be calculated out of 20 marks
3. Internal assessment as per University pattern



# PHARMACOLOGY

[DIDACTIC – 50 hrs]

## COURSE DESCRIPTION:

This course covers the basic knowledge of Pharmacology including administration, physiologic response and adverse effects of drugs under normal and pathologic conditions. Topics focus on the influence of drugs in rehabilitation patient/client management. Drugs used in iontophoresis and phonophoresis will be discussed in detail.

Sr. No.	Topics	Didactic Hours
1	GENERAL PHARMACOLOGY	04
2	DRUGS ACTING ON C.N.S	11
3	DRUGS ACTING ON AUTONOMIC NERVOUS SYSTEM	07
4	DRUGS ACTING ON C.V.S.	07
5	DRUGS ACTING ON RESPIRATORY SYSTEM	03
6	CHEMOTHERAPY	03
7	OTHER CHEMO THERAPEUTIC DRUGS	03
8	ENDOCRINE	08
9	DRUGS IN G.I. TRACT	02
10	HEAMATINICS	01
11	DERMATOLOGICAL DRUGS	01
TOTAL		50

## OBJECTIVES:


At the end of the course, the candidate will be able to:

### Cognitive:

- Describe Pharmacological effects of commonly used drugs by patients referred for Physiotherapy; list their adverse reactions, precautions, contraindications, formulation & route of administration.
- Identify whether the pharmacological effect of the drug interferes with the Therapeutic response of Physiotherapy & vice versa
- Indicate the use of analgesics & anti-inflammatory agents with movement disorders with consideration of cost, efficiency, & safety for individual needs.


### Psychomotor:

Get the awareness of other essential & commonly used drugs by patients- The bases for their use & common as well as serious adverse reactions.



## SYLLABUS

Sr. No.	Topics	Didactic Hrs
1	<b>GENERAL PHARMACOLOGY</b>	<b>4</b>
	<ul style="list-style-type: none"> <li>i. Pharmacokinetics</li> <li>ii. Routes of administration</li> <li>iii. Adverse drug reaction and reporting</li> <li>iv. Factors modifying drug effect</li> </ul>	
2	<b>DRUGS ACTING ON C.N.S.</b>	<b>11</b>
	<ul style="list-style-type: none"> <li>i. Introduction</li> <li>ii. Alcohols + Sedatives &amp; Hypnotics</li> <li>iii. Anti-convulsants</li> <li>iv. Drug therapy in Parkinsonism</li> <li>v. Analgesics &amp; antipyretics –especially Gout &amp; R.A.</li> <li>vi. Psycho Therapeutics</li> <li>vii. Local anaesthetics, counter irritants</li> </ul>	<ul style="list-style-type: none"> <li>1</li> <li>2</li> <li>1</li> <li>2</li> <li>3</li> <li>1</li> <li>1</li> </ul>
3	<b>DRUGS ACTING ON AUTONOMIC NERVOUS SYSTEM</b>	<b>7</b>
	<ul style="list-style-type: none"> <li>i. Adrenergic</li> <li>ii. Cholinergic</li> <li>iii. Skeletal muscle relaxants</li> </ul>	
4	<b>DRUGS ACTING ON C.V.S.</b>	<b>7</b>
	<ul style="list-style-type: none"> <li>i. Antihypertensives</li> <li>ii. Antianginal- Antiplatelets, Myocardial Infarction</li> <li>iii. C.C.F.</li> <li>iv. Shock</li> <li>v. Coagulants and Anticoagulants</li> </ul>	<ul style="list-style-type: none"> <li>2</li> <li>2</li> <li>1</li> <li>1</li> <li>1</li> </ul>
5	<b>DRUGS ACTING ON RESPIRATORY SYSTEM</b>	<b>3</b>
	<ul style="list-style-type: none"> <li>i. Cough</li> <li>ii. Bronchial asthma</li> <li>iii. C.O.P.D.</li> </ul>	
6	<b>CHEMOTHERAPY</b>	<b>3</b>
	<ul style="list-style-type: none"> <li>i. General principles</li> <li>ii. Anti Tuberculosis</li> <li>iii. Anti –Leprosy</li> </ul>	
7	<b>OTHER CHEMO THERAPEUTIC DRUGS</b>	<b>3</b>
	<ul style="list-style-type: none"> <li>i. Drugs used in Urinary Tract Infection</li> <li>ii. Tetra / chlora</li> <li>iii. Penicillin</li> <li>iv. Cephalosporin</li> <li>v. Aminoglycocides</li> <li>vi. Macrolides</li> </ul>	






Sr. No.	Topics	Didactic Hrs
8	<b>ENDOCRINE</b>	<b>8</b>
	i. Insulin and oral Anti diabetic drugs	2
	ii. Steroids-Anabolic steroids	2
	iii. Drugs for osteoporosis, Vitamin D, Calcium, Phosphorus	2
	iv. Thyroid & Antithyroid	1
	v. Estrogen + Progesterone	1
9	<b>DRUGS IN GI. TRACT</b>	<b>2</b>
	i. Peptic ulcer	
	ii. Diarrhoea, Constipation & Antiemetics	
10	<b>HEAMATINICS</b>	<b>1</b>
	i. Vitamin B, Iron	
11	<b>DERMATOLOGICAL DRUGS</b>	<b>1</b>
	i. Scabies, Psoriasis, Local antifungal	

### RECOMMENDED TEXT BOOKS

1. Pharmacology for Physiotherapy –Padmaja Udaykumar
2. Pharmacology for Physiotherapist –H. L. Sharma, K. K. Sharma
3. Essentials of Medical Pharmacology – K. D. Tripathi
4. Pharmacology and Pharmacotherapeutics – Dr. R S Satoskar, Dr. Nirmala N. Rege,  
Dr. S. D. Bhandarkar




## SCHEME OF UNIVERSITY EXAMINATION (THEORY ONLY)

<b>THEORY</b> 40 marks + <b>I.A.</b> 10 Marks [There shall be no LAQ in this paper]		Marks
* Emphasis should be given to the drugs related to Musculo-skeletal / Neurological, Cardio-Vascular (excluding anti arrhythmic and shock) / Respiratory conditions, analgesics & anti-inflammatory conditions		50
<b>Section A-Q-1</b>	MCQs – based on <b>MUST KNOW</b> area	10
<b>Section-B-Q-2</b> & Q-3	SAQ Q-2 to answer any FIVE out of SIX [5x3]	15
	SAQ Q-3 to answer any THREE out of FOUR[3x5]	15
<b>Total Marks</b>		<b>40</b>

### INTERNAL ASSESSMENT

1. Two exams – Terminal and preliminary examination of 40 marks each  
**TOTAL - 80 marks**
2. Internal Assessment to be calculated out of 10 marks.
3. Internal assessment as per University pattern.



# PSYCHIATRY (INCLUDING PSYCHOLOGY)

[Didactic 30hrs + Clinical 20hrs]- **TOTAL 50HRS**

## COURSE DESCRIPTION:

The course design increases awareness of psychosocial issues faced by individuals. Their significance at various points on the continuum of health and disability should be emphasised. The course discusses personal and professional attitudes and values as they relate to developing therapeutic relationships. It emphasizes on communication skills for effective interaction with patients, health-care professionals and others. It expects students to identify common psychiatric conditions.

Sr. No.	Topics	Didactic Hours	Clinical Hours	Total Hours
1	PSYCHOLOGY	10	--	10
2	PSYCHIATRY	20	20	40
	<b>TOTAL</b>	30	20	<b>50</b>

## OBJECTIVES:


At the end of the course, the candidate will be able to:

### Cognitive:

- Define the term Psychology & its importance in the Health delivery system, & will gain knowledge of Psychological maturation during human development & growth & alterations during aging process.
- Understand the importance of psychological status of the person in health & disease; environmental & emotional influence on the mind & personality.
- Have the knowledge and skills required for good interpersonal communication.


### Psychomotor:

- Enumerate various Psychiatric disorders with special emphasis to movement / Pain & ADLs
- Acquire the knowledge in brief, about the pathological & etiological factors, signs / symptoms & management of various Psychiatric conditions.
- Understand the patient more empathetically.



## SYLLABUS

Sr. No.	Topics	Didactic Hours
<b>1.</b>	<b>PSYCHOLOGY</b>	<b>10</b>
	a. Psychology: Definition, understanding, Nature & its fields and subfields	1
	b. Developmental psychology (childhood, adolescence, adulthood and old age) and its theories in brief	2
	c. Learning: Theories of learning, Role of learning in human life	2
	d. Memory – types – Forgetting causes	2
	e. Attention & perception Nature of attention [in brief] Nature of perception, Principles of grouping]	1
	f. Motivation and theories: conflict and frustration – Types of Common Defence mechanisms, Stress - common reactions to frustrations	2
<b>2.</b>	<b>PSYCHIATRY</b>	<b>20</b>
	a. Psychiatric History & Mental Status Examination	1
	b. Classification of Mental disorders	1
	c. Schizophrenia & its types	1
	d. Other psychotic disorders (Psychotic disorder, Delusional disorder, Schizo-affective disorders, Post partum psychosis)	1
	e. Mood disorder	2
	f. Organic brain disorders (delirium, dementia, Amnestic syndromes, Organic personality disorder,)	2
	g. Anxiety disorders: Phobia, Obsessive Compulsive Disorder, Post Traumatic Disorders and Conversion disorder	2
	h. Somatoform disorder, ( Hypochondriasis, Dissociative disorder, Conversion disorder, & Pain disorder)	1
<b>Sr. No.</b>	<b>Topics</b>	<b>Didactic Hours</b>
	i. Somatization disorder	1



j. Personality disorder	1
k. Substance related disorder (alcohol)	1
l. Disorders of infancy – childhood & adolescence i. Attention Deficit Hyperactivity Disorder, ii. Mental Retardation iii. Conduct disorder, iv. Pervasive developmental disorder v. Enuresis vi. Speech disorder	2
m. Geriatric Psychiatry	1
n. Eating disorder	1
o. Management: ECT, Pharmacotherapy, Group therapy, Psycho therapy, Cognitive Behavioral Therapy and Rational Emotive Therapy.	2

## CLINICAL

**HOURS: 20hrs**


### A. History, Mental Status Examination & evaluation of:

1. Schizophrenia
2. Anxiety Disorder
3. Personality Disorder
4. Somatoform Disorder
5. Childhood Disorder (ADHD, MR)
6. Organic Brain Disorder (dementia)

### B. Seminar/ Workshop on Communication skills

#### RECOMMENDED TEXT BOOKS:

1. Morgan C.T. & King R.A. Introduction to Psychology – recent edition [Tata McGraw-Hill publication]
2. Munn N.L. Introduction to Psychology [Premium Oxford, I.B.P. publishing Co.]
3. Clinical Psychology – Akolkar
4. Developmental Psychology-Elizabeth B. Hurlock( 5<sup>th</sup> edition, Tata Mc-Graw Hill)
5. A short book of Psychiatry – 3<sup>rd</sup> edn- Ahuja – Jaypee bros – medical publishers
6. Short Textbook of Psychiatry- 7<sup>th</sup> edition -M.S. Bhatia
7. Shah P.F. Handbook of Psychiatry



## SCHEME OF UNIVERSITY EXAMINATION (THEORY ONLY)

<b>THEORY</b> 40 marks + <b>I.A.</b> – 10 Marks		Marks
[There shall be no LAQ in this paper]		50
* The question paper will give appropriate weightage to all the topics in the syllabus.		
<b>Section A-Q-1</b>	MCQs – based on <b>MUST KNOW</b> area on <b>PSYCHIATRY</b> (1x10)	10
<b>Section-B-Q-2</b>	SAQ- Questions based on <b>PSYCHOLOGY</b> to answer any FIVE out of SIX (5x 3)	15
<b>Section C- Q-3</b>	SAQ – Questions based on <b>PSYCHIATRY</b> to answer any THREE out of FOUR (3x 5)	15
<b>Total Marks</b>		<b>40</b>


### CLINICAL EXAMINATION: (College Examination only)

1. Case presentation will be taken at the end of preliminary examination
2. Case presentation :History taking : 20 marks + Communication skills : 20 marks

**Total: 40 marks**

### INTERNAL ASSESMENT:

1. Two exams – Terminal and preliminary examination (Theory only)  
of 40 marks each                      **TOTAL - 80 marks**
2. Internal Assessment to be calculated out of 10 marks (Theory only)
3. Internal assessment as per University pattern.



# KINESIOLOGY

DIDACTIC- 80 HRS

## COURSE DESCRIPTION:

This course is based on anatomical, physiological & related kinesiological principles for normal human movement. Students have the opportunity to develop and acquire understanding of kinesiological responses for the efficacy in various kinesiotherapeutic applications.


Sr. No	Topics	Didactic Hours
1.	<b>INTRODUCTION TO BIOMECHANICS</b>	<b>20</b>
2.	<b>REGIONAL KINESIOLOGY</b>	<b>40</b>
3.	<b>KINETICS AND KINEMATICS OF GAIT &amp; ADLs</b>	<b>20</b>

**Objective** – At the end of the course, the candidate will be able to –

1. Understand the principles of Biomechanics.
2. Acquire the knowledge of kinetics and kinematics of Spine, Extremities, Temporomandibular joint, Thoracic cage
3. Acquire the knowledge of Musculo skeletal movements during normal Gait and Activities of Daily Living

## SYLLABUS

Sr. No.	TOPICS	DIDACTIC HOURS
1	<b>INTRODUCTION TO BIOMECHANICS</b>	<b>20</b>
	a. Muscle Biomechanics	10
	i. Elements of muscle structure – fiber, size, motor unit, length tension, arrangement & number relationship	
	ii. Classification of muscles	
	iii. Mobility and Stability of muscles	
	iv. Types of muscle contraction and factors affecting muscle function.	
	b. Joint Biomechanics	10
	i. Basic principles of joint design	
	ii. Classification of joints	
	iii. Osteokinematics & Arthrokinematics	
	iv. Concave Convex Rule	
	v. Joint function, kinetics & kinematics	




<b>Sr. No.</b>	<b>TOPICS</b>	<b>DIDACTIC HOURS</b>
2	<b>REGIONAL KINESIOLOGY</b>	<b>40</b>
	a. Vertebral Column	9
	b. Thorax	2
	c. Shoulder Complex	5
	d. Elbow joint	2
	e. Wrist And Hand Complex	5
	f. Hip Joint	5
	g. Knee Complex	5
	h. Ankle – Foot complex	5
	i. Temporo-Mandibular Joint	2
3	<b>KINETICS AND KINEMATICS OF GAIT &amp; ADLs</b>	<b>20</b>
	<p><b>a. GAIT</b></p> <p>i. Human locomotion</p> <p>ii. Subjective &amp; Objective evaluation</p> <p>iii. Gait cycle &amp; Measurable parameters ( Step Length, Step Width, Stride Length, Foot Angle, Cadence)</p> <p>iv. Kinetics and kinematics of gait</p> <p>v. Determinants of gait</p> <p><b>b. KINETICS AND KINEMATICS OF VARIOUS ACTIVITIES OF DAILY LIVING</b></p> <p>i. Supine to Sitting, Sitting to Standing, Squatting, Climbing up &amp; down</p> <p>ii. Lifting, Pulling, Pushing, Overhead activities,</p> <p>iii. Running, Jogging.</p>	<p>10</p> <p>10</p>

### RECOMMENDED TEXT BOOKS

1. Joint Structure and Function – Cynthia .C. Norkins
2. Clinical Kinesiology – Brunnstrom

### RECOMMENDED REFERENCE BOOKS

1. Kinesiology of the Human Body – Steindler
2. Kinesiology of the Musculoskeletal system – Neumann & Donald
3. Kinesiology – The mechanics and Pathomechanics of Human motion – Oatis & Carol
4. Biomechanical Basis of Human Motion – Joseph and Hamill
5. Physiology of the Joints – Kapandji Vol.- I,II,&III






## SCHEME OF UNIVERSITY EXAMINATION (THEORY ONLY)

<b>THEORY</b> 80 MARKS + I.A. – 20 MARKS			<b>Marks</b>
* The question paper will give appropriate weightage to all the topics in the syllabus.			<b>100</b>
<b>Section A-M.C.Qs.</b>	Q-1 - MCQs – based on MUST KNOW area	[1 x 20]	<b>20</b>
<b>Section B- S.A.Q.</b>	Q-2 - Answer any FIVE out of SIX	[5 x 3 =15]	<b>30</b>
	Q-3- Answer any THREE out of FOUR	[3 x 5 =15]	
Based on the topics 1(a & b)			
<b>Section C -L.A.Q.</b>	* Based on topics 2 & 3		<b>30</b>
	Q-4] L.A.Q	-15 marks	
	Q-5]	-15 marks	
	OR		
Q-5]	-15 marks		
LAQ should give break up of 15 marks – e.g. [ 3 +5+7]			
<b>Total Marks</b>			<b>80</b>

### INTERNAL ASSESSMENT – (THEORY)

1. Two exams – Terminal and preliminary examination of 80 marks each  
TOTAL - 160 marks
2. Internal Assessment to be calculated out of 20 marks.
3. Internal assessment as per University pattern.



# KINESIOTHERAPY

Didactic-80 Hrs + Practical/ Laboratory-160 HRS [TOTAL - 240 HRS]

## COURSE DESCRIPTION:

This course is based on anatomical and physiological & related kinesiological principles for normal human movement and for the efficacy in the assessment methods for mobility, muscle strength. Students have the opportunity to develop and acquire understanding of physiological responses to various types of training and develop skills of exercise programs (on models). Exercise components of muscle strength, flexibility, balance, breathing and gait are examined. Evidence of appropriate, safe and effective exercise design and proper exercise biomechanics and prescription parameters are addressed with all interventions.

Sr. No.	TOPICS	Didactic Hours	Practical/ Lab Hours	Total Hours
1.	BIOPHYSICS	40	115	155
2.	POSTURE	05	05	10
3.	MOTOR & POSTURAL CONTROL AND BALANCE	03	00	03
4.	FUNCTIONAL REEDUCATION	05	05	10
5.	NEUROMUSCULAR CO-ORDINATION	05	05	10
6.	GAIT & WALKING AIDS	10	15	25
7.	BRONCHIAL HYGIENE	12	15	27
TOTAL		80	160	240

## OBJECTIVES:


At the end of the course, the candidate will be able to

### Cognitive:

Describe the Biophysical properties of connective tissue, & effect of mechanical loading, & factors which influence the muscle strength, & mobility of articular & periarticular soft tissues.


### Psychomotor:

1. Apply the biomechanical principles for the efficacy in the assessment methods for mobility, muscle strength
2. Acquire the skill of subjective and objective assessment of individual & group muscle strength
3. Acquire the skills of subjective and objective methods of muscle strengthening
4. Describe the physiological effects, therapeutic uses, merits / demerits of various exercise modes including Hydrotherapy
5. Demonstrate various therapeutic exercises on self; & acquire the skill of application on models with Home Programs
6. Analyze normal Human Posture [static & dynamic].
7. Acquire the skill of functional re-education techniques on models
8. Acquire the skill of Balance and Coordination Exercises
9. Acquire the skill of using various walking aids for Gait Training
10. Acquire the skill of demonstrating breathing exercises and retraining on self and others
11. Acquire the skill of demonstrating Postural Drainage on models




## SYLLABUS

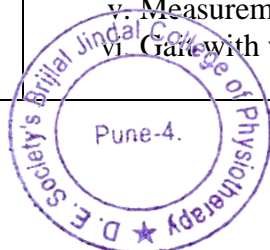
Sr. No.	TOPICS	Didactic Hours	Practical/ Laboratory Hours	Total Hours
1.	<b>BIOPHYSICS</b>	<b>40</b>	<b>115</b>	<b>155</b>
	<ul style="list-style-type: none"> <li>a. Biophysical Principles:                             <ul style="list-style-type: none"> <li>i. Structures &amp; Properties of connective and non connective tissues</li> </ul> </li> <li>b. Stretching :                             <ul style="list-style-type: none"> <li>i. Definition</li> <li>ii. Types</li> <li>iii. Assessment of muscle length and fascia around the joint</li> <li>iv. Principles of stretching</li> <li>v. Techniques for all joints</li> <li>vi. Individual muscle stretching</li> </ul> </li> <li>c. Joint Mobility :                             <ul style="list-style-type: none"> <li>i. Definition</li> <li>ii. Causes of limitation</li> <li>iii. Indication and contra indications</li> <li>iv. Principles</li> <li>v. Techniques</li> <li>vi. Assessment methods</li> <li>vii. Individual joints mobility Exercises– Upper Limb, Lower Limb</li> <li>viii. &amp; Spine (Using active, assisted, passive movements)</li> </ul> </li> <li>d. Manual Muscle Testing and assessment (subjective &amp; objective) :                             <ul style="list-style-type: none"> <li>i.Principle</li> <li>ii.Trick movements</li> <li>iii.Group Muscle Testing</li> <li>iv.Individual Muscle testing – Upper &amp; Lower Limbs, Trunk &amp; Face</li> </ul> </li> </ul>	2	-	02
		3	12	15
		10	17	27
		6	35	41
Sr. No.	TOPICS	Didactic Hours	Practical/ Laboratory Hours	Total Hours



	<p>e. Muscle Strengthening:</p> <ul style="list-style-type: none"> <li>i. Concepts -Strength, Power, Endurance</li> <li>ii. Factors influencing the Strength of normal muscle/ hypertrophy, recruitment of motor units, change after the training, training with isometric, isotonic &amp; Isokinetic muscle contraction</li> <li>iii. Principles: Overload, Intensity, Motivation, Learning, Duration, Frequency, Reversibility, Specificity, Determinants</li> <li>iv. Methods : Subjective &amp; Objective</li> <li>v. Individual joint Strengthening Exercises Upper Limb, Lower Limb &amp; Spine</li> <li>vi. Concepts- 1 RM, 10 RM &amp; Dynamometry</li> <li>vii. Progressive Resisted Exercise - Delorme, Zinoveiff, Mc queen protocols</li> <li>viii. Use of gymnasium equipments</li> </ul> <p>f. Hydrotherapy:</p> <ul style="list-style-type: none"> <li>i. Physiological effects</li> <li>ii. Indication and Contraindications</li> <li>iii. Techniques</li> </ul> <p>g. Traction (Cervical &amp; Lumbar):</p> <ul style="list-style-type: none"> <li>i. Introduction</li> <li>ii. Types( Mechanical / Electrical, Continuous/Intermittent)</li> <li>iii. Indications and Contra indications</li> <li>iv. Techniques</li> <li>v. Effects and uses</li> </ul> <p>h. Home Program:</p> <ul style="list-style-type: none"> <li>i. Principles</li> <li>ii. Ergonomic advice for ADLs</li> <li>iii. Home based exercise program</li> </ul>	<p>10</p> <p>4</p> <p>3</p> <p>2</p>	<p>45</p> <p>-</p> <p>6</p> <p>-</p>	<p>55</p> <p>4</p> <p>9</p> <p>2</p>
--	--	--------------------------------------	--------------------------------------	--------------------------------------



Sr. No.	TOPICS	Didactic Hours	Practical/ Lab Hours	Total Hours
2.	<b>POSTURE</b>	<b>5</b>	<b>5</b>	<b>10</b>
	a. Definition b. Human posture –Changes from quadruped to biped c. Correct and faulty posture d. Postural patterns and Postural Mechanism e. Factors affecting posture f. Physiological deviations g. Analysis of all views			
3.	<b>MOTOR CONTROL, POSTURAL CONTROL AND BALANCE</b>	<b>03</b>	<b>-</b>	<b>03</b>
	a. Motor Control b. Postural Alignment & Weight Distribution c. Sensory Organisation d. C.N.S. Integration e. Motor Strategies			
4.	<b>FUNCTIONAL REEDUCATION</b>	<b>5</b>	<b>5</b>	<b>10</b>
	a. Principles & Indications b. Mat exercises- mobility, strength and balance training c. Progression to sitting, standing and walking d. Transfers			
5.	<b>NEUROMUSCULAR CO-ORDINATION AND BALANCE</b>	<b>5</b>	<b>5</b>	<b>10</b>
	a. Definition b. Physiology related to coordination & Balance c. Frenkels exercise ( Principles & Techniques) d. Balancing Exercise			
6.	<b>GAIT &amp; WALKING AIDS</b>	<b>10</b>	<b>15</b>	<b>25</b>
	a. Gait i. Definition, ii. Gait cycle and measurable Parameters (Step Length, Step Width, Stride Length, Foot Angle, Cadence b. Walking Aids i. Types ii. Indications iii. Selection / Prescription iv. Pre 'Walking Aids' training v. Measurements vi. Gait with walking aids	3       7	7       8	10       15



Sr. No.	TOPICS	Didactic Hours	Practical/Laboratory Hours	Total Hours
7.	<b>BRONCHIAL HYGIENE</b>	<b>12</b>	<b>15</b>	<b>27</b>
	a. Humidification & Nebulisation	3	1	4
	i. Definition			
	ii. Types			
	iii. Method of delivery			
	iv. Indications and contraindications			
	b. Breathing Exercise –	5	6	11
	i. Types – Inspiratory , Expiratory (including forced expiratory technique)			
	ii. Goals & Uses			
	iii. Techniques			
	iv. ACBT			
	v. Autogenic drainage			
	c. Postural Drainage:	4	8	12
	i. Definition			
	ii. Indications & Contraindications			
	iii. Assessment & Principles			
	iv. Techniques			


**PRACTICAL:** Chapter No: 1(b, c, d & e) 2, 4, 5, 6 & 7

### RECOMMENDED TEXT BOOKS

1. Progressive Resisted Exercises – Margaret Hollis,
2. Therapeutic Exercise foundation and techniques - Carolyn Kisner
3. Muscle Testing -Daniel Kendall
4. Principles of Exercise Therapy – Dena Gardiner

### RECOMMENDED REFERENCE BOOKS

1. Therapeutic Exercise - Basmajian & Wolf.
2. Orthopedic Evaluation – Magee
3. Cash's Textbook for Physiotherapists in Chest, Heart & Vascular diseases
4. Physical Rehabilitation- O'Sullivan




## SCHEME OF UNIVERSITY EXAMINATION

<b>THEORY</b> 80 MARKS + I.A. – 20 MARKS * The question paper will give appropriate weightage to all the topics in the syllabus.		<b>Marks</b>
		<b>100</b>
<b>Section A- M.C.Q.</b>	Q-1 - MCQs – based on MUST KNOW area [ 1 x 20]	<b>20</b>
<b>Section B- S.A.Q.</b>	Q-2 - Answer any FIVE out of SIX [5 x 3 =15]	<b>30</b>
	Q-3- Answer any THREE out of FOUR [3 x 5 =15]	
<b>Section C -L.A.Q.</b>	* <b>Based on topics 1( c, d &amp; e), 2, &amp; 7</b> Q-4] L.A.Q - 15 marks Q-5] -15 marks OR Q-5] -15 marks LAQ should give break up of 15 marks – e.g. [ 3 +5+7]	<b>30</b>
	<b>Total Marks</b>	
		<b>80</b>

<b>PRACTICAL</b> 80 MARKS + I.A. – 20 MARKS		<b>Marks</b>
		<b>100</b>
<b>LONG CASE</b>	Muscle Strengthening / Mobility /Bronchial hygiene (On models)	<b>35</b>
<b>SHORT CASE</b>	Two Short cases on M.M.T. /Coordination/Posture/Gait (Measurable parameters only as mentioned in chapter 6-a) / Walking aids/ Functional Reeducation / Breathing Exercises 2 x 20 = 40 marks	<b>40</b>
<b>JOURNAL</b>	Documentation- Principles & applications for various Kinesiotherapeutics.	<b>5</b>
<b>Total Marks</b>		<b>80</b>

### INTERNAL ASSESSMENT:

1. Two exams – Terminal and preliminary examination (Theory & Practical) of 80 marks each TOTAL - 160 marks.
2. Internal Assessment to be calculated out of 20 marks.
3. Internal assessment as per University pattern.



# ELECTROTHERAPY

Didactic –100 hrs+ Practical / Laboratory –200 hrs [TOTAL - 300 HRS]

## COURSE DESCRIPTION:

This course tends to explore fundamental skills in application of electrotherapeutic modalities and knowledge of indications, contraindications and physiological principles needed for appropriate patient care. It includes topics such as Electrical stimulation, T.E.N.S., Iontophoresis, Ultrasound / Phonophoresis, Diathermy and Electro diagnostic testing etc.

Sr. No.	Topic	Didactic	Practical	Total
1	<b>PAIN</b>	003	-	<b>003</b>
2	<b>LOW FREQUENCY CURRENTS</b>	037	085	<b>122</b>
3	<b>MEDIUM FREQUENCY CURRENTS</b>	008	022	<b>030</b>
4	<b>BIOFEEDBACK</b>	005	-	<b>005</b>
5	<b>HIGH FREQUENCY CURRENTS</b>	012	028	<b>040</b>
6	<b>SOUND</b>	010	025	<b>035</b>
7	<b>ACTINOTHERAPY</b>	015	025	<b>040</b>
8	<b>ELECTROTHERAPY: WOUNDCARE</b>	010	015	<b>025</b>
	<b>TOTAL</b>	<b>100</b>	<b>200</b>	<b>300</b>

## OBJECTIVES:


At the end of the course, the candidate will be able to:

### Cognitive:

1. Acquire the knowledge about the physiology of pain, Pain pathways & Methods of pain modulation, selection of appropriate modality for Pain modulations.
2. Describe the Physiological effects, Therapeutic uses, indication & contraindications of various Low/ Medium & High Frequency modes / Actinotherapy
3. Describe the Physiological Effects & therapeutic uses of various therapeutic ions & topical pharmaco -therapeutic agents to be used for the application of iontophoresis & sono/ phonophoresis

### Psychomotor:


1. Acquire the skills of application of the Electro therapy modes on models, for the purpose of Assessment & Treatment.
2. Acquire an ability to select the appropriate mode as per the tissue specific & area specific application






## SYLLABUS


Sr. No.	Topic	Didactic Hours	Practical Hours	Total Hours
1	<b>PAIN</b>	<b>3</b>	<b>-</b>	<b>3</b>
	<ul style="list-style-type: none"> <li>a. Pain pathway</li> <li>b. Pain gate theory</li> <li>c. Descending pain suppressing system</li> <li>d. Physiological block</li> </ul>			
2	<b>LOW FREQUENCY CURRENTS</b>	<b>37</b>	<b>85</b>	<b>122</b>
	<ul style="list-style-type: none"> <li>a. Faradic currents : Physiological &amp; Therapeutic effects, indications, contraindications:                             <ul style="list-style-type: none"> <li>i. Faradic type</li> <li>ii. Strong Surged Faradic</li> <li>iii. Sinusoidal currents</li> <li>iv. Application of Faradic current                                     <ul style="list-style-type: none"> <li>a) Faradism Under pressure – Indications, Principle of application, Technique of application</li> <li>b) Faradic re-education: Indications, Principle of application, Technique of application</li> </ul> </li> <li>v. Short/Long pulse currents Motor Points: Definition., Identification</li> </ul> </li> <li>b. Galvanic / Direct currents (Continuous DC &amp; Interrupted DC) : Physiological &amp; Therapeutic effects, Indications, Contraindications                             <ul style="list-style-type: none"> <li>i. Definition: Galvanic &amp; Interrupted Galvanic Currents</li> <li>ii. Property of Accommodation</li> <li>iii. Technique &amp; Methods of Application of Galvanic currents</li> <li>iv. Types – Anodal &amp; Cathodal, Therapeutic effects &amp; uses, Technique &amp; Methods of application, Dangers &amp; precautions</li> <li>v. Ionization /Iontophoresis: Theory of Medical Ionisation, Effects &amp; Uses of various Ions, Indications and contraindications, Dangers and precautions</li> </ul> </li> <li>c. High Voltage Currents</li> <li>d. Micro Currents</li> <li>e. Didynamic Currents</li> </ul>	12	20	32
		12	20	32
		1	-	1
		1	-	1
		1	-	1
Sr. No.	Topic	Didactic Hours	Practical Hours	Total Hours



	<p>f. Transcutaneous Electrical Nerve Stimulation (T.E.N.S.)</p> <ol style="list-style-type: none"> <li>i. Definition ,Types</li> <li>ii. Physiological &amp; Therapeutic effects</li> <li>iii. Technique &amp; Methods of Application</li> <li>iv. Indications &amp; contraindications</li> </ol> <p>g. Strength Duration Curves on model</p> <ol style="list-style-type: none"> <li>i. Principle of S-D curves</li> <li>ii. Technique of plotting</li> <li>iii. Interpretation of normal curves</li> <li>iv. Chronaxie and Rheobase</li> </ol>	5	20	25
		5	25	30
3	<b>MEDIUM FREQUENCY CURRENTS</b>	<b>8</b>	<b>22</b>	<b>30</b>
	<p>a. Interferential Therapy</p> <ol style="list-style-type: none"> <li>i. Definition , Types,</li> <li>ii. Physiological &amp; Therapeutic effects</li> <li>iii. Technique &amp; Methods of Application</li> <li>iv. Electrodes types ( including vacuum), Effects &amp; Uses</li> <li>v. Advantages of I.F.T. over Low frequency currents</li> <li>vi. Indications &amp; contraindications</li> </ol> <p>b. Russian Currents</p>			
4	<b>BIOFEEDBACK</b>	<b>5</b>	<b>-</b>	<b>5</b>
	<ol style="list-style-type: none"> <li>i. Principle</li> <li>ii. Methods: Electro biofeedback.</li> <li>iii. Uses of Biofeedback</li> </ol>			
5	<b>HIGH FREQUENCY CURRENTS</b>	<b>12</b>	<b>28</b>	<b>40</b>
	<p><b>S.W.D</b></p> <ol style="list-style-type: none"> <li>i. Types: continuous / Pulsed</li> <li>ii. Definition and types</li> <li>iii. Physiological &amp; Therapeutic effects</li> <li>iv. Technique &amp; Methods of Application</li> <li>v. Electrodes types, Effects &amp; Uses</li> <li>vi. Indications &amp; contraindications</li> <li>vii. Dangers &amp; Precautions</li> </ol>			



Sr. No.	Topic	Didactic Hours	Practical Hours	Total Hours
6	<b>SOUND</b>	<b>10</b>	<b>25</b>	<b>35</b>
	Therapeutic Ultra Sound: Pulsed / Continuous i. Physiological & Therapeutic effects ii. Technique & Methods of Application iii. Phonophoresis iv. Indications & Contraindications v. Dangers & Precautions			
7	<b>ACTINOTHERAPY</b>	<b>15</b>	<b>25</b>	<b>40</b>
	a. Radiant heat [I.R.]  i. Physiological & Therapeutic effects ii. Technique & Methods of Application iii. Effects & Uses iv. Indications & contraindications v. Dangers & Precautions	5	5	10
	b. U.V.R.  i. Types : a, b, c ii. Physiological & Therapeutic effects iii. Technique & Methods of Application iv. Effects & Uses v. Indications & contraindications vi. Dangers & Precautions vii. Test Dose	6	20	26
	c. Laser – He/ Ne, & I.R. combination  i. Physiological & Therapeutic effects ii. Technique & Methods of Application iii. Effects & Uses iv. Indications & Contraindications v. Dangers & Precautions vi. Dosage	4	-	4
8	<b>ELECTROTHERAPY: WOUNDCARE</b>	<b>10</b>	<b>15</b>	<b>25</b>
	i. Types of wound ii. Application of Therapeutic currents, Ultrasound, U.V.R. & LASER			



## PRACTICAL:

Skills of application to be practiced on models in No-1 to 8 above

## RECOMMENDED TEXT BOOKS


1. Clayton's Electro Therapy
2. Electro therapy Explained – Low & Reed
3. Electro Therapy – Kahn
4. Therapeutic Electricity – Sydney Litch
5. Electrotherapy Evidence Based Practice – Sheila Kitchen

## RECOMMENDED REFERENCE BOOK

1. Clinical Electro Therapy – Nelson & Currier

## SCHEME OF UNIVERSITY EXAMINATION


<b>THEORY</b> 80 MARKS + I.A. – 20 MARKS		<b>Marks</b>
* The question paper will give appropriate weightage to all the topics in the syllabus.		<b>100</b>
<b>Section A- M.C.Qs.</b>	Q-1-MCQs – based on MUST KNOW area [ 1 x 20]	<b>20</b>
<b>Section B- S.A.Q.</b>	Q-2 - Answer any FIVE out of SIX [5 x 3 =15] [MUST KNOW area] Q-3- Answer any THREE out of FOUR [3 x 5 =15] based on Actinotherapy (I.R./U.V.R./LASER)	<b>30</b>
<b>Section C-L.A.Q.</b>	Q-4] Based on High frequency modalities -15 marks Q-5] Based on Low/Medium freq. modalities -15 marks OR Q-5] Based on Low /Medium freq. modalities -15 marks LAQ should give break up of 15 marks – e.g. [ 3 +5+7]	<b>30</b>
<b>Total Marks</b>		<b>80</b>



<b>PRACTICAL</b> 80 MARKS + I.A. – 20 MARKS		<b>Marks</b>
		<b>100</b>
<b>LONG CASE</b>	Motor points /Strength Duration Curve / Faradism under pressure (On models)	<b>35</b>
<b>SHORT CASES</b>	1. Based on Low or Medium Frequency modalities / High Frequency modalities 2. Actinotherapy (I.R./U.V.R.) 2 x 20 = 40 marks (Skill of application on models & rationale for selection of modality)	<b>40</b>
<b>JOURNAL</b>	Documentation- Principles & applications for various Electrotherapy Modalities.	<b>5</b>
<b>Total Marks</b>		<b>80</b>

**INTERNAL ASSESSMENT:**


- 1. Two exams – Terminal and preliminary examination (Theory & Practical) of 80 marks each TOTAL - 160 marks.**
- 2. Internal Assessment to be calculated out of 20 marks**
- 3. Internal assessment as per University pattern**



# **SCHEME OF UNIVERSITY EXAMINATIONS AT A GLANCE**

## **- II B.P.Th.**

Subjects	Theory			Practical		
	University	I.A.	Total	University	I.A.	Total
<b>Pathology &amp; Microbiology</b>	50 + 30	20	100	---	---	---
<b>Pharmacology</b>	40	10	50	---	---	---
<b>Psychiatry (including Psychology)</b>	40	10	50	---	---	---
<b>Kinesiology</b>	80	20	100	---	---	---
<b>Kinesiotherapy</b>	80	20	100	80	20	100
<b>Electrotherapy</b>	80	20	100	80	20	100
<b>Total</b>	<b>400</b>	<b>100</b>	<b>500</b>	<b>160</b>	<b>40</b>	<b>200</b>




## III B. P.Th.

### SYLLABUS

Transcript Hours- 1400

Sr. No.	SUBJECTS	Theory Hours	Laboratory / Clinical Hours	Total Hours
	<b>PROFESSIONAL PRACTICE</b>			
1	Professional Practice & Ethics (College Examination in final year)	10	005	015
	<b>MEDICAL SCIENCES</b>			
2	Surgery-I (Cardiovascular & Thoracic Surgery, General Surgery & Plastic/Reconstructive Surgery)	030	025	055
3	Surgery-II (Orthopaedics)	040	020	060
4	Medicine-I (Cardiovascular Respiratory Medicine, General Medicine, Rheumatology & Gerontology)	045	010	055
5	Medicine-II (Neurology & Paediatrics)	045	020	065
6	Community Medicine & Sociology	050	010	060
7	Obstetrics & Gynaecology (College Examination)	020	010	030
8	Dermatology (College Examination)	010	-	010
	<b>PHYSIOTHERAPY</b>			
9	Functional Diagnosis & Physiotherapeutic Skills	135	325	460
10	Seminar (including ICF)	-	090	090
11	Supervised clinical practice	-	500	500
	<b>TOTAL</b>	<b>385</b>	<b>1015</b>	<b>1400</b>



# PROFESSIONAL PRACTICE AND ETHICS

(COLLEGE EXAMINATION IN FINAL YEAR)

TOTAL -15 HRS

## COURSE DESCRIPTION:

This subject would be taught in continuum from first year to final year. An exam in theory would be conducted only in final year. Professional and ethical practice curriculum content addresses the Knowledge, Skills and Behaviors required of the physiotherapist in a range of practice relationships and roles. The course will discuss the role, responsibility, ethics administration issues and accountability of the physical therapists. The course will also cover the history and change in the profession, responsibilities of the professional to the profession, the public and to the health care team. This includes the application of professional and ethical reasoning and decision-making strategies, professional communication.

## OBJECTIVES:

**At the end of the course the student will be compliant in following domains:**

### **Cognitive:**

- Be able to understand the moral values and meaning of ethics.
- Will acquire bedside manners and communication skills in relation with patients, peers, seniors and other professionals.

### **Psychomotor:**


- Be able to develop psychomotor skills for physiotherapist-patient relationship.
- Skill to evaluate and make decision for plan of management based on sociocultural values and referral practice.

### **Affective:**

- Be able to develop behavioral skills and humanitarian approach while communicating with patients, relatives, society at large and co-professionals
- Be able to develop bed side behavior, respect & maintain patients' confidentiality

## SYLLABUS

Sr. No.	Topics	Didactic Hours	Visits/ Supervision Hours	Total Hours
1.	Collecting data on psychosocial factors in Medicine / Surgery / Reproductive Health / Paediatrics	04	05	15
2.	Inter professional communication.	03		
3.	Ethics in clinical practice	03		
<b>TOTAL</b>		<b>10</b>	<b>05</b>	<b>15</b>





# SURGERY-I

## (General Surgery, Cardiovascular & Thoracic Surgery & Plastic/ Reconstructive Surgery)

(Didactic-35hrs + Clinical -20 hrs) **TOTAL =55HRS**

### COURSE DESCRIPTION:


This course intends to familiarize students with principles of General surgery including various specialties like cardiovascular, thoracic, neurology and plastic surgery. It also familiarizes the students with terminology and abbreviations for efficient and effective chart reviewing and documentation. It explores various conditions needing attention, focusing on epidemiology, pathology, as well as primary and secondary clinical characteristics and their surgical and medical management. The purpose of this course is to make physiotherapy students aware of various surgical conditions general surgery and specialty surgeries so these can be physically managed effectively both pre as well as postoperatively.

Sr. No.	Topics	Didactic Hours	Clinical Hours	Total Hours
1.	<b>GENERAL SURGERY</b>	20	10	30
2.	<b>CARDIO VASCULAR AND THORACIC SURGERY</b>	10	5	15
3.	<b>PLASTIC SURGERY / RECONSTRUCTIVE SURGERY</b>	5	5	10
	<b>TOTAL</b>	<b>35</b>	<b>20</b>	<b>55</b>

### OBJECTIVES:


At the end of the course, the candidate will be able to:

1. Describe the effects of surgical trauma & Anaesthesia in general
2. Clinically evaluate & describe the surgical management in brief of
  - a) General Surgery
  - b) Neuro Surgery
  - c) Cardiovascular and Thoracic Surgery
  - d) ENT & Ophthalmic Surgery
  - e) Plastic & Reconstructive Surgery
3. Describe pre-operative evaluation, surgical indications in various surgical approaches, management and post operative care in above mentioned areas with possible complications.
4. Be able to read & interpret findings of the relevant investigations



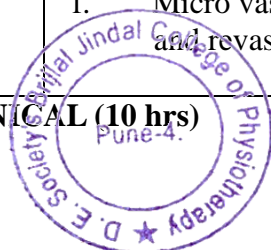
## SYLLABUS

Sr. No.	Topics	Didactic Hours	Clinical Hours	Total Hours
1	<b>GENERAL SURGERY</b>	<b>20</b>	<b>10</b>	<b>30</b>
	<p><b>a. GENERAL :</b></p> <ul style="list-style-type: none"> <li>i. Anaesthesia types, Effect, indications and contraindications and common postoperative complications</li> <li>ii. Haemorrhage and Shock, classification, description and treatment</li> <li>iii. Water &amp; Electrolyte imbalance</li> <li>iv. Inflammation – acute &amp; chronic-signs, symptoms, complications &amp; management</li> <li>v. Wounds &amp; Ulcers, Cellulitis – classification, healing process, management, bandaging, Dressing solutions and its uses and debridement Procedure, hand washing and universal precautions.</li> <li>vi. Enumerate Common abdominal surgical incisions – classification, indications, opening – closure, advantages and disadvantages, complications (including burst abdomen and feacal fistula), minimally invasive surgery.</li> <li>vii. Mastectomy and oncosurgery– approach, complications &amp; management</li> <li>viii. Amputation – types, sites, complications &amp; management</li> <li>ix. Burns – causes, complications, classification &amp; management</li> <li>x. Varicose veins and PVD</li> <li>xi. Hernias-surgery, precautions and complications</li> <li>xii. Transplantation approach, risk problems related to donor and recipient, precautions.</li> </ul>	12	10	
	<p><b>b. NEUROSURGERY</b></p> <ul style="list-style-type: none"> <li>i. Head Injury – management</li> <li>ii. Intra cranial &amp; Spinal tumors</li> <li>iii. Intracranial Aneurysm and AV malformation</li> <li>iv. Post operative Neurosurgical care</li> </ul>	4		



Sr. No.	Topics	Didactic Hours	Clinical Hours	Total Hours
	<b>c. E.N.T. Surgery</b> i. Tracheostomy – indications, surgical approach & management ii. Surgical procedures in VII <sup>th</sup> cranial nerve palsy iii. Vertigo	3		
	<b>d. Ophthalmic Surgery</b> Surgeries for III <sup>rd</sup> , IV <sup>th</sup> , VI <sup>th</sup> Cranial Nerve palsy	1		
2	<b>CARDIO VASCULAR AND THORACIC SURGERY</b>	<b>10</b>	<b>5</b>	<b>15</b>
	a. Introduction, Cardiorespiratory resuscitation, cardiopulmonary bypass, Special investigation procedures in cardiac surgery, Basic techniques in cardiac surgery approach, incisions, Types of operation, Complications of cardiac surgery, Lines, drains and tubes. b. Brief description of indications, surgery, complications for following surgery : i. Surgeries of thorax i. Surgeries of the lung ii. Surgeries of pleura and pericardium iii. Surgery for coronary artery disease iv. Valvular surgeries v. Surgery for Congenital Heart Disease vi. Peripheral arterial disorder, Burger's disease, Raeynaud's disease and Aneurysm vii. Gangrene, Amputation,DVT			
3	<b>PLASTIC SURGERY / RECONSTRUCTIVE SURGERY</b>	<b>5</b>	<b>5</b>	<b>10</b>
	a. Skin grafts & flaps – Types, indications with special emphasis to burns, wounds b. Ulcers, complications and postoperative care c. Tendon transfers, with special emphasis to hand, foot & facial paralysis, & repair of Flexor & Extensor Tendon Injuries d. Keloid & Hypertrophied scar management e. Reconstructive surgery of peripheral nerves f. Micro vascular surgery- reimplantation and revascularization			


CLINICAL (10 hrs)



1. Evaluation / presentation and recording of one case each in:
  - a) Burns
  - b) Wound & ulcer
  - c) Head injury
  - d) Peripheral vascular condition
  - e) Post radical mastectomy
  - f) Post thoracic surgery
  - g) Post abdominal surgery
  - h) Plastic surgery
  
2. Auscultation & its interpretation with special emphasis to Reading & interpretation of the X-ray chest.

### **RECOMMENDED TEXT BOOKS**

1. Short practice of surgery-- Bailey and Love
2. Textbook of Surgery – Das




## SCHEME OF UNIVERSITY EXAMINATION

<b>THEORY</b> 40 MARKS + I.A. – 10 MARKS * The question paper will give appropriate weightage to all the topics in the syllabus.		<b>Marks</b>
<b>Section A –M.C.Qs.</b>	Q-1 MCQs – based on <b>MUST KNOW</b> area [ 1 x 10]	<b>10</b>
<b>Section B- S.A.Q.</b>	Q-2 - Answer any FIVE out of SIX [5 x 3 = 15] * Based on topics – <b>GENERAL SURGERY &amp; PLASTIC SURGERY</b>	<b>15</b>
	Q-3 - Answer any FIVE out of SIX [5 x 3 = 15] * Based on topics – <b>CARDIOVASCULAR &amp; THORACIC SURGERY</b>	<b>15</b>
<b>Total Marks</b>		<b>40</b>

<b>Clinical Case Presentation (COLLEGE EXAMINATION)</b>	<b>Marks</b>
Conducted at the end of Preliminary examination - Based on Case presentation, Examination and Viva	20

### INTERNAL ASSESSMENT:

1. **One examination of Total 40 marks (Theory only)**
2. **Internal Assessment to be calculated out of 10 marks**
3. **Internal assessment as per University pattern.**



# SURGERY-II (ORTHOPAEDICS)

(Didactic-40hrs + Clinical -20hrs) **TOTAL =60 HRS**

## COURSE DESCRIPTION:


This course intends to familiarize students with principles of orthopaedic surgery along with familiarization with terminology and abbreviations for efficient and effective chart reviewing and documentation. It also explores various orthopaedic conditions needing attention, focusing on epidemiology, pathology, as well as primary and secondary clinical characteristics and their surgical and medical management. The purpose of this course is to make physiotherapy students aware of various orthopaedic surgical conditions so these can be physically managed effectively both pre as well as postoperatively.

Sr. No.	Topics	Didactic Hours	Clinical Hours	Total Hours
1	<b>FRACTURES</b>	6	3	9
2	<b>DISLOCATIONS &amp; SUBLUXATIONS</b>	4	2	6
3	<b>SOFT TISSUE AND TRAUMATIC INJURIES</b>	4	2	6
4	<b>DEFORMITIES AND ANOMALIES</b>	11	3	14
5	<b>DEGENERATIVE AND INFLAMMATORY CONDITIONS</b>	6	3	9
6	<b>MANAGEMENT OF METABOLIC DISORDERS</b>	2	2	4
7	<b>GENERAL ORTHOPAEDIC DISORDERS</b>	5	3	8
8	<b>TUMORS</b>	2	2	4
	<b>TOTAL</b>	<b>40</b>	<b>20</b>	<b>60</b>

## OBJECTIVES:

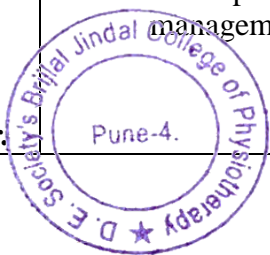
At the end of the course, the candidate will –

- a) Be able to discuss the, aetiology, Pathophysiology, clinical manifestations & conservative / surgical management of various traumatic & cold cases of the Musculoskeletal Conditions.
- b) Gain the skill of clinical examination; apply special tests & interpretation of the preoperative old cases & all the post-operative cases.
- c) Be able to read & interpret salient features of the X-ray of the Spine & Extremities and correlate the radiological findings with the clinical findings.
- d) Be able to interpret Pathological / Biochemical studies pertaining to Orthopaedic conditions.




## SYLLABUS

Sr. No.	Topics	Didactic Hours	Clinical Hours	Total Hours
1	<b>FRACTURES</b>	<b>6</b>	<b>3</b>	<b>9</b>
	<ul style="list-style-type: none"> <li>a. Definition, Classification, Causes, Clinical features, healing of fractures &amp; Complications.</li> <li>b. Principles of general management of                             <ul style="list-style-type: none"> <li>i. Fracture of the Upper Extremity</li> <li>ii. Fracture of the Lower Extremity</li> <li>iii. Fracture of the vertebral column, thorax and pelvis</li> <li>iv. Emergency care and first aid.</li> </ul> </li> </ul>			
2	<b>DISLOCATIONS &amp; SUBLUXATIONS</b>	<b>4</b>	<b>2</b>	<b>6</b>
	<ul style="list-style-type: none"> <li>a. Definition, General description, Principles of general description and management of traumatic dislocation and subluxation of common joints.                             <ul style="list-style-type: none"> <li>i. Shoulder joint</li> <li>ii. Acromioclavicular joint</li> <li>iii. Elbow joint</li> <li>iv. Hip joint</li> <li>v. Knee joint</li> </ul> </li> </ul>			
3	<b>SOFT TISSUE AND TRAUMATIC INJURIES</b>	<b>4</b>	<b>2</b>	<b>6</b>
	<ul style="list-style-type: none"> <li>a. Introduction ,Anatomy &amp; physiology general description, grade of injury and management of injuries of                             <ul style="list-style-type: none"> <li>i. Ligaments, Bursae, Fascia</li> <li>ii. Muscles &amp; Tendons</li> <li>iii. Muscles and tendons injuries of upper and lower limb</li> </ul> </li> <li>b. Cervicolumbar injuries ,Whiplash of the cervical spine</li> <li>c. Crush injuries of hand &amp; foot</li> </ul>			
4	<b>DEFORMITIES AND ANOMALIES</b>	<b>11</b>	<b>3</b>	<b>14</b>
	<ul style="list-style-type: none"> <li>a. Definition ,Causes , Classification , Congenital and acquired deformities Physical and clinical and radiological features, Complications</li> <li>b. Principles of medical and surgical management of the deformities</li> </ul>			
<b>Sr.</b>	<b>Topics</b>	<b>Didactic Hours</b>	<b>Clinical Hours</b>	<b>Total Hours</b>



No.				
	<p>c. General description of following deformities :</p> <p>i. Deformities of the spine:</p> <p>a) Scoliosis b) Kyphosis c) Lordosis d) Flat back e) Torticollis</p> <p>ii. Deformities of the lower limb:</p> <p>a) C.D.H., coxa vara , coxa valga , anteversion, Retroversion b) Genu valgum, Genu varum, Genu recurvatum, C.D.K. c) Talipes calcaneous equinus, varus &amp; valgus d) Pes cavus, Pes planus e) Hallux valgus &amp; varus, Hallux rigidus and hammer toe</p> <p>iii. Deformities of Shoulder &amp; Upper limb</p> <p>a) Sprengel's shoulder, Cubitus varus, Cubitus valgus b) Dupuytren's contracture</p>			
5	<b>DEGENERATIVE AND INFLAMMATORY CONDITIONS</b>	<b>6</b>	<b>3</b>	<b>9</b>
	<p>a. Osteo-orthosis/Arthritis b. Spondylosis c. Spondylolysis and listhesis d. Pyogenic arthritis e. Rheumatoid arthritis f. Juvenile arthritis g. Tuberculous arthritis h. Gouty arthritis i. Haemophilic arthritis j. Neuropathic arthritis k. Ankylosing spondylitis l. Psoriatic arthritis</p>			





Sr. No.	Topics	Didactic Hours	Clinical Hours	Total Hours
6	<b>MANAGEMENT OF METABOLIC DISORDERS</b>	<b>2</b>	<b>2</b>	<b>4</b>
	a. Osteoporosis b. Osteomalacia & Rickets			
7	<b>GENERAL ORTHOPAEDIC DISORDERS</b>	<b>5</b>	<b>3</b>	<b>8</b>
	a. Carpel tunnel syndrome /Entrapment nerve injuries			
	b. Compartment syndrome, Ischemic contracture			
	c. Avascular necrosis of bone in adult and children			
	i. Gangrene ii. Backache /P.I.D.			
8	<b>TUMORS</b>	<b>2</b>	<b>2</b>	<b>4</b>
	i. Classification, Principles of general management ii. General description of benign and malignant tumours of musculoskeletal system			


### CLINICAL (20 HRS)

3. Independent clinical orthopaedic evaluation presentation & recording of:
  - a) One acute soft tissue lesion (including nerve injury)
  - b) Two cases of degenerative arthritis of extremity joint ( One each in Upper Extremity and One Lower Extremity)
  - c) Two cases of spine (one P.I.D., one traumatic)
  - d) One post operative case of fractures of extremities with fixation/ replacement knee / hip
  - e) One paraplegia / quadriplegia

### RECOMMENDED TEXT BOOKS

1. Outline of Fractures –Adams
2. Outline of Orthopedics.--Adams
3. Apley's systems of orthopedics and fractures by Louis Solomon, 9th edition

**SCHEME OF UNIVERSITY EXAMINATION**




<b>THEORY</b> 40 MARKS + I.A. – 10 MARKS		<b>Marks</b>
* The question paper will give appropriate weightage to all the topics in the syllabus.		<b>50</b>
<b>Section A .MCQs</b>	Q-1 - MCQs – based on <b>MUST KNOW</b> area [ 1 x 10]	<b>10</b>
<b>Section B- S.A.Q</b>	Q-2 - Answer any FIVE out of SIX [5 x 3 = 15]	<b>15</b>
	Q-3 - Answer any FIVE out of SIX [5 x 3 = 15]	<b>15</b>
<b>Total Marks</b>		<b>40</b>

<b>Clinical Case Presentation (COLLEGE EXAMINATION)</b>	<b>Marks</b>
Conducted at the end of Preliminary examination - Based on Case presentation, Examination and Viva	<b>20</b>

**INTERNAL ASSESSMENT:**

1. **One examination of Total 40 marks (Theory only)**
2. **Internal Assessment to be calculated out of 10 marks**
3. **Internal assessment as per University pattern.**



# MEDICINE-I

(Cardiovascular Respiratory Medicine, General Medicine & Gerontology)

(Didactic-45 hrs + Clinical-10 hrs) **TOTAL-55 HRS**

## COURSE DESCRIPTION:

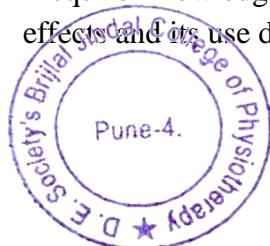
This course intends to familiarize students with medical terminology & abbreviations for efficient & effective chart reviewing & documentation. It also explores selected systemic diseases, focusing on epidemiology, pathology, histology, etiology as well as primary & secondary clinical characteristics & their management. Discusses & integrates subsequent medical management of General, Rheumatology, Gerontology, Cardio-vascular & Respiratory systems, to formulate appropriate intervention, indications, precautions & contraindications.

Sr. No.	Topics	Didactic Hours	Clinical Hours	Total Hours
1	<b>CARDIO-VASCULAR &amp; RESPIRATORY MEDICINE</b>	30	05	35
2	<b>GENERAL MEDICINE, RHEUMATOLOGY &amp; GERONTOLOGY</b>	15	05	20
	<b>TOTAL</b>	<b>45</b>	<b>10</b>	<b>55</b>

## OBJECTIVES:


At the end of the course, the candidate will:

1. Be able to describe Etiology, Pathophysiology, Signs & Symptoms & Management of the various Endocrinal, Metabolic, Geriatric & Nutrition Deficiency conditions.
2. Be able to describe Etiology, Pathophysiology, Signs & Symptoms, Clinical Evaluation & Management of the various Rheumatologic Cardiovascular & Respiratory Conditions.
3. Acquire skill of history taking and clinical examination of Musculoskeletal, Respiratory, Cardio-vascular & Neurological System as a part of clinical teaching.
4. Be able to interpret auscultation findings with special emphasis to pulmonary system.
5. Study Chest X-ray, Blood gas analysis, P.F.T. findings & Haematological studies, for Cardiovascular, Respiratory, Neurological & Rheumatological conditions.
6. Be able to describe the principles of Management at the Intensive Care Unit.
7. Be able to acquire the skills of Basic Life Support.
8. Acquire knowledge of various drugs used for each medical condition to understand its effects and its use during therapy.



## SYLLABUS

Sr. No.	Topics	Didactic Hours	Clinical Hours	Total Hours
1	<b>CARDIO-VASCULAR &amp; RESPIRATORY MEDICINE :</b>	<b>30</b>	<b>5</b>	<b>35</b>
	<b>a. Cardio-Vascular Diseases</b>	<b>11</b>	<b>2</b>	
	i. Hypertension – systemic	1		
	ii. Cardiac Conditions- a) I.H.D. (Angina, Myocardial infarction) b) R.H.D. c) Infective Endocarditis d) Cardio myopathy e) Heart Failure	4		
	iii. Valvular Heart Disease a) Congenital b) Acquired	2		
	iv. Congenital Heart Disease	1		
	v. Investigations a) Basics of E.C.G. [ Normal & Abnormal (Ischaemia, Infarction & Arrhythmias)] b) Observation of conduction of stress test on patient c) 2D Echo (Ejection Fraction & Wall motion Abnormality)	3		
	<b>b. Diseases of the Respiratory System :</b>	<b>17</b>	<b>3</b>	
	i. Common Infectious diseases like Tuberculosis, Pneumonia, Lung Abscess, and Bronchiectasis.	3		
	ii. Diseases of Pleura like Pleural Effusion, Pneumothorax, Hydropneumothorax, and Empyema.	2		
	iii. ILD & Occupational lung diseases like Silicosis, Asbestosis, Pneumoconiosis, Brucellosis, Farmer's Lung.	2		
	iv. Obstructive Airway Diseases (C.O.P.D. with Cor Pulmonale, Pulmonary Hypertension, Bronchial Asthma & Cystic Fibrosis)	3		
	v. Intensive Care Unit a) Infrastructure b) Instrumentation. c) Mechanical Ventilation (settings & monitoring) d) Assessment, monitoring & management of patient in I.C.U.	3		



Sr. No.	Topics	Didactic Hours	Clinical Hours	Total Hours
	vi. Basic Life Support :Introduction & Demonstration	2		
	vii. Investigation: Normal & Abnormal 1. Chest X-ray 2. Blood Gas Analysis 3. PFT(Observation of conduction on patient)	2		
2	<b>GENERAL MEDICINE, RHEUMATOLOGY &amp; GERONTOLOGY:</b>	<b>15</b>	<b>05</b>	<b>20</b>
	<b>a. General Medicine</b> i. Disorders of Endocrine system (Diabetes) Introduction, pathophysiology, types, role of physical activity, complications of diabetes (autonomic neuropathy, myopathy, weakness) & medications. ii. Thyroid, Pituitary & Adrenal conditions Cushing's syndrome iii. Obesity iv. Nutrition Deficiency Disease (Rickets, Vit. E, Vit. D, Vit. B , micro nutrients,(Zn, Se) v. Intoxication (Drug abuse; Alcohol, smoking, cocaine dependence)	7	2	
	<b>b. Rheumatological Conditions</b> i. Rheumatoid Arthritis ii. S L E iii. S S A iv. Gout v. Polymyositis vi. Fibro myalgia vii. Ankylosing spondylitis	5	2	
	<b>c. Geriatric Conditions</b> i. Aging Process (physiological changes due to aging) ii. CVS & RS complications iii. Osteoporosis	3	1	

### RECOMMENDED TEXT BOOKS

1. API- Text book of Medicine, 5<sup>th</sup> edition
2. Medicine-- P.J. Mehta

### RECOMMENDED REFERENCE BOOK

1. Principles & Practice of Medicine -- Davidson

**CLINICAL - 10 HRS**



1. History taking, Evaluation –General Examination & Systemic examination (Inspection, Palpation, Percussion & Auscultation )
2. Presentation and recording of Two cases Each in:
  - a. Muscular disorders
  - b. Respiratory Conditions
  - c. Cardio Vascular Conditions
  - d. Degenerative / Rheumatological Condition
  - e. Obesity
  - f. Nutritional disorders
  - g. Diabetes Mellitus & Metabolic bone disorders.


### SCHEME OF UNIVERSITY EXAMINATION

<b>THEORY</b>		<b>Marks</b>
40 MARKS + I.A. – 10 MARKS * The question paper will give appropriate weightage to all the topics in the syllabus.		<b>50</b>
<b>Section A .MCQs</b>	Q-1 -MCQs – based on MUST KNOW area [ 1 x 10]	<b>10</b>
<b>Section B- S.A.Q</b>	Q-2 - Answer any FIVE out of SIX [5 x 3 = 15] * Based on topics – <b>GENERAL MEDICINE, RHEUMATOLOGY &amp; GERONTOLOGY</b>	<b>15</b>
<b>Section B- S.A.Q</b>	Q-3 - Answer any FIVE out of SIX [5 x 3 = 15] * Based on topics – <b>CARDIOVASCULAR &amp; RESPIRATORY MEDICINE</b>	<b>15</b>
<b>Total Marks</b>		<b>40</b>

<b>Clinical Examination (COLLEGE EXAMINATION)</b>	<b>Marks</b>
Conducted at the end of Preliminary examination 1. General Medicine, Rheumatology & Gerontology -10 Marks 2. Cardio-Vascular & Respiratory Medicine -10 Marks	<b>20</b>

### INTERNAL ASSESSMENT:

1. **One examination of Total 40 marks (Theory only)**
2. **Internal Assessment to be calculated out of 10 marks**
3. **Internal assessment as per University pattern.**



# **MEDICINE-II**

## **(Neurology & Paediatrics)**

(Didactic – 45 hrs + Clinical – 20 hrs) **TOTAL – 65 HRS**

### **COURSE DESCRIPTION:**


This course intends to familiarize students with medical terminology & abbreviations for efficient & effective chart reviewing & documentation, It also explores select systemic diseases, focusing on epidemiology, etiology, pathology, histology as well as primary & secondary clinical characteristics & their management. It discusses & integrates subsequent medical management of Neurological & Paediatric conditions to formulate appropriate intervention, indications, precautions & contraindications.

<b>Sr. No.</b>	<b>Topics</b>	<b>Didactic Hours</b>	<b>Clinical Hours</b>	<b>Total Hours</b>
<b>1</b>	<b>NEUROLOGY</b>	25	10	<b>35</b>
<b>2</b>	<b>PAEDIATRICS</b>	20	10	<b>30</b>
	<b>TOTAL</b>	<b>45</b>	<b>20</b>	<b>65</b>

### **OBJECTIVES:**


At the end of the course, the candidate will:

1. Be able to describe Aetiology, Pathophysiology, signs & Symptoms & Management of the various Neurological & Paediatric conditions.
2. Acquire skill of history taking and clinical examination of Neurological & Paediatric conditions as a part of clinical teaching.
3. Acquire knowledge of various drugs used for each medical condition to understand its effects and its use during therapy.
4. Acquire knowledge in brief about intra-uterine development of the foetus.
5. Be able to describe normal development & growth of a child, importance of Immunization, breast-feeding & psychological aspect of development.
6. Be able to describe neuromuscular, musculoskeletal, cardio-vascular & respiratory conditions related to immunological conditions, nutritional deficiencies, infectious diseases, & genetically transmitted conditions.
7. Acquire skill of clinical examination of a neonate / child with respect to neurological, musculoskeletal & respiratory function.



## SYLLABUS

Sr. No.	Topics	Didactic Hours	Clinical Hours	Total Hours
<b>1</b>	<b>NEUROLOGY</b>	<b>25</b>	<b>10</b>	<b>35</b>
	a. Introduction to Nervous System i. Applied anatomy ii. Applied physiology	1		
	b. Cerebro Vascular Accidents i. Thrombosis, Embolism, Haemorrhage ii. Level of Lesion & symptoms iii. Management	3	1	
	c. Extra Pyramidal lesions – Basal Ganglia i. Parkinsonism ii. Athetosis, Chorea, Dystonia	2	1	
	d. Differential diagnosis of muscle wasting i. Approach to neuropathies ii. Myopathies and neuromuscular junction disorders.	5	2	
	e. Disorders of Anterior Horn cell with differential diagnosis of Motor Neuron Disease, S.M.A., Syringomyelia, Peroneal Muscular Atrophy, and Poliomyelitis.	2	2	
	f. Multiple Sclerosis	1		
	g. Infections of the nervous system: Encephalitis, Neurosyphilis, H.I.V. infection, Herpes, Meningitis, Tabes Dorsalis	2		
	h. Tetanus	1		
	i. Epilepsy	1		
	j. Alzheimer's Disease, Dementia	1		
	k. Disorders of cerebellar function	1	2	
	l. Disorders of cranial nerves & Special Senses	2		
	m. Disorders of Spinal cord i. Syndromes ii. Bladder dysfunction iii. Autonomic dysfunction	3	2	





Sr. No.	Topics	Didactic Hours	Clinical Hours	Total Hours
2	<b>PAEDIATRICS</b>	<b>20</b>	<b>10</b>	<b>30</b>
	a. Normal intra-uterine development of foetus with special reference to Central Nervous System, Neuromuscular System, Cardiovascular Respiratory System	1		
	b. Normal development & growth	2		
	c. Immunization and breast-feeding	1	1	
	d. Sepsis, Prematurity, Asphyxia Hyperbilirubinemia and birth injuries	1		
	e. Cerebral Palsy- Medical Management including early intervention	2	2	
	f. Developmental disorders associated with spinal cord: Spinal Dysraphism, Spina Bifida, Meningocele, Myelomeningocele, hydrocephalus	1	2	
	g. Common infections a) C.N.S.& Peripheral Nervous System b) Typhoid, Rubella, Mumps, Measles, Diphtheria, Chicken gunia, Malaria	2	1	
	h. Epilepsy	1		
	i. Mental Retardation and Down's Syndrome	1	1	
	j. Genetically transmitted neuro-muscular conditions	2		
	k. Malnutrition and Vitamin deficiency conditions	1		
	l. Juvenile R. A. & other Rheumatologic conditions of Musculoskeletal system	1	1	
	m. Common diseases of the Respiratory system: Asthma, Bronchitis, Bronchiectasis, T.B., Pneumonia, Lung collapse, Pleural effusion.	2	2	
	n. Respiratory distress in neonate	1		
	o. Rheumatic & Congenital Heart disease	1		

CLINICAL (10 HRS)



1. History taking and general examination in neonate and child
2. Examination of neonate and neonatal reflexes.
3. Examination of the nervous system
4. Examination of respiratory system
5. Examination of cardiovascular system
6. Examination of musculoskeletal system
7. Ventilatory care in neonate and child.

**RECOMMENDED TEXT BOOKS:**

1. Essentials of Paediatrics – O.P. Ghai-Inter Print publications
2. Clinical Paediatrics - Meherban Singh


**SCHEME OF UNIVERSITY EXAMINATION**

<b>THEORY</b> 40 MARKS + I.A. – 10 MARKS		<b>Marks</b>
** The question paper will give appropriate weightage to all the topics in the syllabus.		<b>50</b>
<b>Section A .MCQs</b>	Q-1 -MCQs – based on MUST KNOW area [ 1 x 10]	<b>10</b>
<b>Section B- S.A.Q</b>	Q-2 - Answer any FIVE out of SIX [5 x 3 = 15] * Based on topics – <b>PAEDIATRICS</b>	<b>15</b>
<b>Section B- S.A.Q</b>	Q-3 - Answer any FIVE out of SIX [5 x 3 = 15] * Based on topics – <b>NEUROLOGY</b>	<b>15</b>
<b>Total Marks</b>		<b>40</b>

<b>Clinical Examination (COLLEGE EXAMINATION)</b>	<b>Marks</b>
Conducted at the end of Preliminary examination	
1. Neurology -10 Marks	<b>20</b>
2. Paediatrics -10 Marks	

**INTERNAL ASSESSMENT:**

1. **One examination of Total 40 marks (Theory only)**
2. **Internal Assessment to be calculated out of 10 marks**
3. **Internal assessment as per University pattern.**



# COMMUNITY HEALTH & SOCIOLOGY

TOTAL 60 HRS

## A-COMMUNITY HEALTH

(Didactic- 30 Hours + Visits -10 Hours) Total 40hrs

### COURSE DESCRIPTION:


The course is organized to introduce the concept of health care and management issues in Health Services. It will help them in assuming a leadership role in their profession and assume the responsibility of guidance. It will help them assume wider responsibilities at all levels of health services. It will help them in improving their performance through better understanding of the health services at all the levels of community.

### OBJECTIVES:

At the end of the course, the candidate shall be able to understand the contents given in the syllabus.

### SYLLABUS


Sr. No.	Topics	Didactic Hours
1	<b>GENERAL CONCEPTS &amp; DETERMINANTS OF HEALTH &amp; DISEASES:</b>	<b>04</b>
	a. National & International Definition of Health, Role of Socio-Economic & Cultural Environment in Health & Disease.	1
	b. Epidemiology – Definition & scope, uses with relevance to physiotherapy	1
	c. Environmental Hygiene including man & his surrounding, Occupational & Industrial hygiene, Village & Town Sanitation, Bacteriology of Water, Milk, & Food Hygiene.	2
2	<b>NATIONAL PUBLIC HEALTH ADMINISTRATION</b>	<b>1</b>
3	<b>HEALTHCARE DELIVERY SYSTEM:</b>	<b>2</b>
	a. Healthcare Delivery System of India	
	b. National Health Programmes	
	c. Role of W.H.O.	
	d. Millennium Development Goals for All	
4	<b>PRIMARY HEALTHCARE:</b>	<b>1</b>
	a. Definition	
	b. Principles,	
	c. Elements & its application	
5	<b>EPIDEMIOLOGY OF SOCIO-ECONOMICAL &amp; CULTURAL ISSUES</b> - related to morbidity in relation to the following vulnerable groups.	<b>6</b>
Sr. No.	Topics	Didactic Hours
	a. Women: i. Pregnant and lactating women, maternal health (ANC,PNC,INC) ii. Perimenopausal women's health: physical & psychological	1



	b. Infants: (Low Birth Weight, Breast feeding, Complimentary feeding, IYCN,IMNCI Vaccine preventable diseases, Immunization programmes, Infant and childhood mortality)	2
	c. Children: Child health, Growth monitoring under five clinic, ICDS, PEM	2
	d. School aged population health: Early detection and prevention of disabilities, behavioral problems	1
6	<b>DEMOGRAPHY AND OBJECTIVES OF NATIONAL FAMILY WELFARE PROGRAMMES AND NATIONAL POPULATION POLICY</b>	2
7	<b>COMMUNICABLE DISEASES</b>	3
	An over-view [including prevention & control] T.B., H.I.V., Leprosy, Vector borne diseases- Malaria / Filariasis / Dengue/ Chikungunya/ Japanese encephalitis.	
8	<b>NON COMMUNICABLE DISEASES:</b>	2
	Diabetes Mellitus, Hypertension, Coronary Heart Disease / Obesity / Blindness/ Accidents /Stroke/ Cancer.	
9	<b>NUTRITIONAL DISEASES:</b>	4
	Malnutrition, Nutritional disorders and National nutrition programmes, Osteomalacia, Rickets, Neuropathies due to Vitamin - deficiency, Skeletal Deformities.	
10	<b>MENTAL HEALTH:</b>	2
	a. Socio-economical & cultural aspects b. Substance abuse and addiction –tobacco, alcohol and others	
11	<b>OCCUPATIONAL HEALTH:</b>	1
	Occupational diseases & hazards - definition, scope, prevention & legislations, Occupational lung diseases & Physical injuries/pains.	
12	<b>GERIATRIC HEALTH:</b>	1
	a. Physical, social, economical aspects b. Osteoporosis, Malnutrition, Alzheimer’s disease, Parkinson’s disease	
13	<b>HOSPITAL WASTE MANAGEMENT:</b>	1
	Universal Safety Precautions, Immunization of health care providers including their vaccination.	
<b>COMMUNITY VISITS:</b>		
<b>Community health centers: Urban &amp; Rural – 10 Hours</b>		

### RECOMMENDED TEXT BOOKS

1. Park's Textbook of Preventive & Social Medicine - K. Park
2. Textbook of Preventive & Social Medicine - P.K. Mahajan & M.C. Gupta
3. Essential of Community Medicine - Baride and Kulkarni



## B- SOCIOLOGY

Total 20 hrs

### COURSE DESCRIPTION:

This course covers the basic knowledge and concepts of sociology to with the aim to help them understand the impact of group, culture and environment on the behavior and health of the patients. Make them realize the importance of the relationship of the physical therapist and the patient and the environment around them.

### OBJECTIVES:

At the end of the course, the candidate shall be able to understand the contents given in the syllabus.

### SYLLABUS

Sr. No.	Topics	Didactic Hours
1	<b>INTRODUCTION:</b>	<b>1</b>
	Definition & Relevance with Physiotherapy and social factors affecting Health status, Decision Making in taking treatment.	
2	<b>SOCIALIZATION:</b>	<b>1</b>
	Definition, Influence, of Social Factors, on Personality, Socialization in the Hospital & Rehabilitation of the patients.	
3	<b>SOCIAL GROUPS:</b>	<b>1</b>
	Concepts, Influence of formal & informal groups of Health & Diseases, Role of Primary & Secondary Groups in the Hospital & Rehabilitation Setting.	
4	<b>FAMILY:</b>	<b>1</b>
	Influence on human personality, Role of family in health and disease	
5	<b>COMMUNITY ROLE:</b>	<b>1</b>
	Rural & Urban communities in Public Health, Role of community in determining Beliefs, Practices & Home Remedies in Treatment.	
6	<b>CULTURE:</b>	<b>1</b>
	Component's impact on human behavior, Role of community in determining beliefs, practices and health seeking behavior and home remedies	
7	<b>SOCIAL CHANGE FACTORS:</b>	<b>1</b>
	Human Adaptation, Stress, Deviance, Health Programme Role of Social Planning in the improvement of Health & in Rehabilitation.	



<b>8</b>	<b>SOCIAL CONTROL:</b>	<b>1</b>
	Definition, Role of norms, Folkways, Customs, Morals, Religion, Law & other means of social controls in the regulation of Human Behavior, Social Deviance & Disease	
<b>9</b>	<b>POPULATION GROUPS :</b>	<b>5</b>
	a. Children: Street children, Child labour, Juvenile delinquency b. Women's: Victims of domestic violence and addiction, C.S.W., physically and /or mentally challenged c. Role of NGOs, Social support systems	
<b>10</b>	<b>Social Security &amp; Social Legislation in relation to the Disabled</b>	<b>1</b>
<b>11</b>	<b>Role of a Medical Social Worker</b>	<b>1</b>
<b>12</b>	<b>Sociology of Brain Death and/ or Organ donation:</b>	<b>1</b>
<b>13</b>	<b>SOCIAL PROBLEMS:</b>	<b>4</b>
	Population explosion, Poverty, Dowry, Illiteracy- Causes, prevention & Control measures.	

### RECOMMENDED TEXT BOOKS


1. An Introduction to Sociology – Sachdeva & Bhushan
2. Indian Social Problems - Madan, Vol-I-Madras

### SCHEME OF UNIVERSITY EXAMINATION (THEORY ONLY)

<b>THEORY</b>		<b>Marks</b>
<b>80 MARKS + I.A. – 20 MARKS</b>		
* The question paper will give appropriate weightage to all the topics in the syllabus.		100
<b>Section A- Q-1 &amp;Q-2</b>	MCQs – based on <b>MUST KNOW</b> area Q-1 based on <b>COMMUNITY MEDICINE</b> [1x20] Q-2 based on <b>SOCIOLOGY</b> [1 x10]	30
<b>Section B-Q-3 &amp; Q- 4</b>	Questions based on <b>COMMUNITY MEDICINE</b> SAQ Q-3 -to answer any FIVE out of SIX [5x3=15] SAQ Q-4-to answer any THREE out of FOUR [3x5=15]	30
<b>Section C- Q-5</b>	Questions based on <b>SOCIOLOGY</b> SAQ – to answer any FOUR out of FIVE [4 x 5=20]	20
<b>Total Marks</b>		<b>80</b>

### INTERNAL ASSESSMENT:

1. Two exams – Terminal and preliminary examination of 80 marks each  
**TOTAL- 160 marks**
2. Internal Assessment to be calculated out of 20 marks.
3. Internal assessment as per University pattern.



# GYNAECOLOGY & OBSTETRICS

## (COLLEGE EXAMINATION)

(Didactic - 20 hrs + Clinical – 10 hrs) **TOTAL 30 HRS**

### COURSE DESCRIPTION:

This course intends to provide introduction to women`s health which includes problems related to pregnancy, osteoporosis, and other disorders specific to women. Topics will focus on medical terminology, clinical examination, evaluation, comparing contemporary, traditional interventions and the impact of evolving technology in this area. It also emphasises on evaluation & medical treatment of pelvic floor dysfunctions.

Sr. No.	Topics	Didactic Hours	Practical/Lab Hours	Total Hours
1	<b>PHYSIOLOGY OF PUBERTY &amp; MENSTRUATION</b>	2		2
2	<b>PHYSIOLOGY OF PREGNANCY</b>	3		3
3	<b>PHYSIOLOGY OF LABOUR</b>	4		4
4	<b>POST NATAL PERIOD</b>	2	5	7
5	<b>INFERTILITY</b>	1		1
6	<b>URO-GENITAL DYSFUNCTION</b>	3	1	4
7	<b>GYNAECOLOGICAL SURGERIES</b>	2	1	3
8	<b>PRE, PERI &amp; POST MENOPAUSE</b>	2	1	3
9	<b>PELVIC INFLAMMATORY DISEASES</b>	1	2	3
	<b>TOTAL</b>	<b>20</b>	<b>10</b>	<b>30</b>

### OBJECTIVES:

At the end of the course, student will be able to describe:


- a) Normal & abnormal physiological events, complications and management during Puberty.
- b) Normal and abnormal physiological events, complications and management of pregnancy (Pregnancy, Labour, Puerperium)
- c) Normal and abnormal physiological events, complications and management of menopause.
- d) Normal and abnormal physiological events, complications and management of uro-genital dysfunction.(Antenatal, Postnatal, during menopause)
- e) The student will be able to acquire the cognitive skill of clinical examination of the pelvic floor.



## SYLLABUS

Sr. No.	Topics	Didactic Hours	Practical/Lab Hours	Total Hours
<b>1</b>	<b>PHYSIOLOGY OF PUBERTY &amp; MENSTRUATION:</b> Abnormalities & common problems of Menstruation	<b>2</b>		<b>2</b>
<b>2</b>	<b>PHYSIOLOGY OF PREGNANCY :</b> a. Development of the foetus, Normal/ Abnormal / multiple gestations, b. Common Complications during pregnancy: i. Anaemia, ii. PIH iii. Eclampsia iv. Diabetes, v. Hepatitis, vi. TORCH infection or HIV	<b>3</b>		<b>3</b>
<b>3</b>	<b>PHYSIOLOGY OF LABOUR</b> a. Normal – Events of Ist, IInd & IIIrd Stages of labour b. Complications during labour & management c. Caesarean section- elective/ emergency & post operative care	<b>4</b>		<b>4</b>
<b>4</b>	<b>POST NATAL PERIOD</b> a. Puerperium & Lactation b. Complications of repeated child bearing with small gaps c. Methods of contraception	<b>2</b>	<b>5</b>	<b>7</b>
<b>5</b>	<b>INFERTILITY</b> a. Management with emphasis on PCOS/PCOD	<b>1</b>		<b>1</b>
<b>6</b>	<b>URO-GENITAL DYSFUNCTION</b> a. Uterine prolapse – Classification & Management (Conservative / Surgical) b. ii) Cystocoele, Rectocoele, Enterocoele, Urethrocoele	<b>3</b>	<b>1</b>	<b>4</b>
<b>7</b>	<b>GYNAECOLOGICAL SURGERIES</b> (Pre and post surgical management)	<b>2</b>	<b>2</b>	<b>4</b>
<b>8</b>	<b>PRE, PERI &amp; POST MENOPAUSE</b> a. Physiology b. Complications & c. Management	<b>2</b>	<b>1</b>	<b>3</b>
<b>9</b>	<b>PELVIC INFLAMMATORY DISEASES</b> with special emphasis to backache due to Gynaecological / Obstetrical conditions	<b>1</b>	<b>1</b>	<b>2</b>

**CLINICAL (10 hrs)**






1. **Evaluation & presentation** of One case Each in:
  - a) Uro-genital dysfunction
  - b) Antenatal care
  - c) Postnatal care
  - d) Following normal labour
  - e) Following Caesarean section
  - f) Pelvic Inflammatory Diseases
  
2. **Observation** – One Normal & One Caesarean delivery & One Hysterectomy / Repair of the Uro-genital Prolapse

**RECOMMENDED TEXT BOOKS**

1. Text book of Gynaecology – Datta – New Central Book Agency
2. Text book of Obstetrics --Datta – New Central Book Agency

**SCHEME OF COLLEGE EXAMINATION (THEORY ONLY)**

<b>THEORY ONLY</b>		Marks
50 marks [There shall be no LAQ in this paper]		
*Emphasis to be given to the Urogenital dysfunction / Obstetrical conditions / age related Gynaecological problems		<b>50</b>
<b>Section -A-Q-1</b>	MCQs – based on <b>MUST KNOW</b> area [20X1]	<b>20</b>
<b>Section-B-Q-2</b>	SAQ-to answer any FIVE out of SIX [5x3]	<b>15</b>
<b>Section-C-Q-3</b>	SAQ-to answer any THREE out of FOUR [3x5]	<b>15</b>
<b>Total Marks</b>		<b>50</b>
<b>Passing in the exam is Mandatory</b>		
Grades: A+ = 75% & above, A = 66 to 74.5%, B + = 55 to 65 %, B = 50 to 54.5%, C = less than 50%.		



# DERMATOLOGY

## (COLLEGE EXAMINATION)

**TOTAL - 10 HRS**

### OBJECTIVES:


At the end of the course, the student will be able to describe the Pathophysiology, Signs & Symptoms, Clinical Features, Examination & Management of Common Skin Conditions like Leprosy, Psoriasis, Bacterial & Fungal Infections of the skin, connective tissue disorder, hand eczema, drug reaction, cutaneous manifestation of HIV, & Sexually Transmitted Diseases

## SYLLABUS

Sr. No.	Topics	Didactic Hours
1	Introduction to Dermatology, basic skin lesions & History taking	1
2	a. Skin infections (Part I) – Scabies / Pediculosis / Bacterial infections b. Skin infection (Part II) Viral / Fungal / Cutaneous T.B.	2
3	Connective tissue disorder-Scleroderma, S.L.E., Dermatomyositis, Morphia	1
4	a. Hand eczema, Psoriasis, Psoriatic arthritis, Reiter's Syndrome b. Cutaneous hyperplasia-Keloid, Hypertrophic scar, Corn, Callosity	1
5	Leprosy & Deformity	2
6	a. Cutaneous Manifestation of HIV b. Hyperhidrosis	1
7	a. Drug reaction b. Urticaria Genodermatosis -Epidermolysis bullosa c. Sexually Transmitted skin lesions PUVA Treatment	2
<b>TOTAL</b>		<b>10</b>


### RECOMMENDED TEXT BOOK

1. Textbook of dermatology – Dr. Khopkar



## SCHEME OF COLLEGE EXAMINATION (THEORY ONLY)

<b>THEORY</b>		Marks
25 marks [There shall be no LAQ in this paper] * The question paper will give appropriate weightage to all the topics in the syllabus.		<b>25</b>
<b>Section A- Q-1</b>	MCQs – based on MUST KNOW area [10X1]	<b>10</b>
<b>Section-B- Q-2</b>	SAQ - Answer any FIVE out of SIX [5x3]	<b>15</b>
<b>Total Marks</b>		<b>25</b>
<b>Passing in the exam is Mandatory</b>		
Grades: A+ = 75% & above, A = 66 to 74.5%, B + = 55 to 65 %, B = 50 to 54.5%, C = less than 50%.		




# FUNCTIONAL DIAGNOSIS & PHYSIOTHERAPEUTIC SKILLS

(Didactic - 135 hrs + Clinical – 325 hrs) **TOTAL 460 HRS**

## COURSE DESCRIPTION:

1. Functional Diagnosis & Physiotherapeutic Skills is a stepping stone to introduce students to actual concepts of PT assessment and later to the treatment concepts
2. Functional Diagnosis focuses on the assessment of all the body systems i.e. Musculoskeletal, Neurological and Cardiovascular-Respiratory in order to study the various impairments and their impact on activity and participation of the individual taking into consideration the contextual factors as well. It also emphasizes on the clinical reasoning of the underlying components of a universal evaluation tool (ICF) for a better understanding of the patient in a holistic manner. The student is also subjected to learn basics of manipulative, cardiovascular-respiratory and neuro-therapeutic skills on models so that he/she will be able to apply these principles eventually on patients.
3. The student will also gain a sound knowledge of electro-diagnosis, which is an integral part of Functional Diagnosis.

Sr. No.	Topic	Didactic Hours	Practical / Laboratory Skills Hours	Total Hours
1.	<b><u>SECTION-I</u> INTERNATIONAL CLASSIFICATION OF FUNCTION, DISABILITY &amp; HEALTH (ICF)</b>	<b>05</b>	-	<b>005</b>
2.	<b><u>SECTION-II</u> MUSCULOSKELETAL EVALUATION &amp; MANIPULATIVE SKILLS</b>	<b>40</b>	<b>140</b>	<b>180</b>
3.	<b><u>SECTION –III</u> CARDIO VASCULAR RESPIRATORY EVALUATION &amp; RELATED SKILLS</b>	<b>40</b>	<b>055</b>	<b>095</b>
4.	<b><u>SECTION – IV</u> NEUROTHERAPEUTIC EVALUATION &amp; ELECTRO DIAGNOSIS</b>	<b>50</b>	<b>130</b>	<b>180</b>
<b>TOTAL</b>		<b>135</b>	<b>325</b>	<b>460</b>



## **OBJECTIVES:**

### **Cognitive:**

At the end of the course, student will be able to:

1. Understand the use of ICF.
2. Acquire the knowledge of human growth and development from new life to birth and adulthood
3. Understand structure and function of nerve and muscle as a base for understanding the electro-diagnostic assessment.
4. Understand the use of appropriate tools or instruments of assessment in Musculoskeletal, Neurological and Cardio-vascular conditions.
5. Understand the theoretical basis and principles of manipulative skills, neurotherapeutic skills and skills of cardiopulmonary care and resuscitation
6. Document results of assessment to evaluate the patient from time to time.

### **Psychomotor:**


Student will be able to:

1. Perform assessment of measures of body structures and functions related to tissue mechanics.
2. Perform assessment of measures of body structures and functions related to motor control affecting activity and participation, quality of life and independence.
3. Perform the skill of electro-diagnosis (SD Curve) and observe skills of EMG and NCV studies, to understand the documentation of finding of these studies.
4. Interpretation and analysis of assessment and findings.
5. Demonstrate skills of manual therapy musculoskeletal, neurotherapeutics and cardiovascular and respiratory skills on models (Laboratory work).

### **Affective:**

Student will be able to:

1. Select appropriate assessment techniques to facilitate safety, sensitive practices in patient comfort and effectiveness.
2. Demonstrate safe, respectful and effective performance of physical therapy handling techniques taking into account patient's clinical condition, need for privacy, resources available and the environment.
3. Follow the principles of appropriate handling technique that is draping, hand placement, body part positioning, manual techniques, lifting and transfer techniques.
4. Communicate with patients and their families/caregivers regarding the need and uses of various assessment techniques.




## SYLLABUS


Sr. No.	Topic	Didactic Hours	Practical/ Clinical Hours	Total Hours
1	<b>SECTION I: Functional Diagnosis using International Classification of Function, Disability &amp; Health (I.C.F.) (Applicable for all the Sections mentioned below)</b>	5	-	5
2	<b>SECTION II: MUSCULOSKELETAL EVALUATION AND MANIPULATIVE SKILLS (Didactic-40 + Practical 140= 180 Hours)</b>			
	<b>a. Assessment of Musculoskeletal System:</b>	<b>03</b>	<b>02</b>	<b>05</b>
	i. Soft tissue flexibility ii. Joint mobility iii. Muscle strength & Endurance iv. Trick movements v. Sensations vi. Limb length vii. Abnormal posture viii. Gait deviations due to musculoskeletal dysfunction			
	<b>b. Assessment of Joints with special tests:</b>	<b>10</b>	<b>08</b>	<b>18</b>
	i. <b>Cervical Spine:</b> Foraminal compression, Distraction, Shoulder depression, vertebral artery, Dizziness tests.			
	ii. <b>Shoulder:</b> Yergason's, Speed's, Drop-Arm, Supraspinatus, Impingement, Anterior & Posterior Apprehension, Allen, Adson.			
	iii. <b>Elbow:</b> Cozen's, Miller's, Tinel's sign			
	iv. <b>Forearm, Wrist &amp; Hand:</b> Phalen's, Bunnel-Littler, Froment's sign			
	v. <b>Lumbar Spine:</b> Schober's, SLR, Prone Knee Bending, Slump.			
	vi. <b>Sacro Iliac joint:</b> Faber- Patrick's, Gaenslen, Gillet, March			
Sr. No.	Topic	Didactic Hours	Practical/ Clinical	Total Hours



			<b>Hours</b>	
vii.	<b>Hip:</b> Nelaton's line, Bryant's triangle, Thomas, Ober's, Tripod sign, Trendlenburg sign,			
viii.	<b>Knee:</b> Tests for collateral & cruciate ligaments (valgus, varus, Lachman, Sag, Drawer's, McMurray's, Fluctuation, Patellar tap, Q- angle, Clarke )			
ix.	<b>Ankle &amp; Foot:</b> Anterior Drawer, Talar Tilt, Homan's & Moses (for D.V.T.)			
<b>c. Response of soft tissues to trauma :</b>		<b>02</b>		<b>02</b>
	<ul style="list-style-type: none"> <li>i. Trigger points</li> <li>ii. Spasm</li> <li>iii. Ligament Sprains</li> <li>iv. Muscle Strains</li> </ul>			
<b>d. Basics in Manual Therapy and Applications with Clinical Reasoning:</b>		<b>05</b>	<b>05</b>	<b>10</b>
	<ul style="list-style-type: none"> <li>i. Assessment of Articular and extra-articular soft tissue status <ul style="list-style-type: none"> <li>a) Contractile tissues</li> <li>b) Non contractile tissues</li> </ul> </li> <li>ii. Examination of joint integrity <ul style="list-style-type: none"> <li>a) Accessory movement</li> <li>b) End feel</li> </ul> </li> </ul>			
<b>e. Examination of musculoskeletal Dysfunction :</b>		<b>06</b>	<b>10</b>	<b>16</b>
	<ul style="list-style-type: none"> <li>i. Subjective examination</li> <li>ii. Objective examination</li> <li>iii. Special tests</li> <li>iv. Functional Diagnosis using ICF</li> </ul>			




Sr. No.	Topic	Didactic Hours	Practical/ Clinical Hours	Total Hours
	<b>f. Assessment of Pain:</b>	<b>04</b>	<b>05</b>	<b>09</b>
	i. Types of pain: Somatic, Somatic referred, Neurogenic, Visceral ii. Subjective Assessment: a) Location, duration, progression, distribution, quality, diurnal variations, modifying factors. b) Severity, nature of pain, tissue irritability iii. Objective Measurement & Documentation- a) Visual Analogue Scale (V.A.S). b) Numerical Rating Scale(N.R.S.) c) McGill's modified questionnaire(including Body charts)	Assessment By V.A.S. & N.R.S.		
	<b>g. Basic principles, indications, contra indications of mobilization skills for joints and Soft tissues:</b>	<b>10</b>	<b>110</b>	<b>120</b>
	i. Maitland ii. Mulligan iii. Kaltenborn iv. Mckenzie v. Cyriax vi. Myofascial Release Technique vii. Muscle Energy Technique viii. Neural Tissue Mobilization (Neuro Dynamic Testing)	Practice of Manual Therapy in Kaltenborn, Maitland's, M.E.T. & Neural Mobilisation on extremities on Models only		
<b>3</b>	<b>SECTION III:</b>  <b>CARDIO VASCULAR RESPIRATORY EVALUATION &amp; RELATED SKILLS</b> (Didactic-40 + Practical 55= <b>95 Hours</b> )			
	<b>a. Assessment of Cardio Vascular &amp; Pulmonary System:</b>	<b>25</b>	<b>25</b>	<b>50</b>
	i. Vital parameters ii. Chest expansion iii. Symmetry of chest movement iv. Breath Holding Test v. Breath Sounds vi. Rate of Perceived Exertion (R.P.E.) vii. Energy Systems & Exercise Physiology –	Identification of abnormal breath sounds, measurement of chest expansion, pattern of breathing, Vital parameters, Grades of Dyspnoea, Rate of Perceived Exertion,		

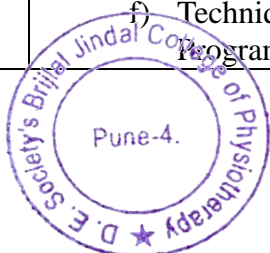





Sr. No.	Topic	Didactic Hours	Practical /Clinical Hours	Total Hours
	a) Physiological response to immobility and activity. b) Aerobic & Anaerobic metabolisms c) Evaluation of Functional Capacity using sub maximal tests (Exercise Tolerance – Six Minutes Walk test) d) Theoretical bases of different protocols for maximal exercise testing (e.g.: Bruce Protocol, Modified Bruce Protocol, Balke ) viii. Interpretation of reports – A.B.G., P.F.T., P.E.F.R., E.C.G.- (Normal & Variations due to Ischemia & Infarction), X-ray Chest, Biochemical Reports ix. Ankle Brachial Index x. Tests for Peripheral Arterial & Venous circulation.	Ankle Brachial Index, Exercise Tolerance Testing – 6 Minutes Walk Test		
	<b>b. Examination of Cardiovascular Respiratory Dysfunction</b>	<b>05</b>	<b>05</b>	<b>10</b>
	i. Subjective examination ii. Objective examination iii. Special tests: Exercise Tolerance Testing – 6 Minutes Walk Test, Breath Holding Test, P.E.F.R. iv. Functional Diagnosis using I.C.F.			
	<b>c. Assessment of Fitness &amp; Health</b>	<b>10</b>	<b>25</b>	<b>35</b>
	i. Screening for risk factors ii. Body composition-B.M.I., use of skin fold calipers, Girth measurement iii. Physical fitness: Flexibility, Strength, Endurance, Agility iv. Physical Activity Readiness Questionnaire v. Screening for health and fitness in childhood, adulthood and geriatric group vi. Quality of life vii. Principles & components of exercise prescription for healthy			



Sr. No.	Topic	Didactic Hours	Practical/ Clinical Hours	Total Hours
4	<b>SECTION IV: NEUROTHERAPEUTIC EVALUATION &amp; ELECTRO DIAGNOSIS</b> (Didactic-50 + Practical 130= 180 Hours)			
	<b>a. General principles of Human development &amp; maturation</b>	<b>07</b>	<b>05</b>	<b>12</b>
	i. Aspects a) Physical b) motor c) Sensory d) Cognitive & Perceptive e) Emotional f) Social  ii. Factors influencing human development & growth: a) Biological b) Environmental inherited  iii. Principles of maturation in general & anatomical directional pattern – a) Cephalo – caudal b) Proximo – distal c) Centro – lateral d) Mass to specific pattern e) Gross to fine motor development f) Reflex maturation tests  iv. Development in specific fields - Oromotor development, sensory development, neurodevelopment of hand function.			
	<b>b. Basics in Neuro Therapeutics Skills &amp; Applications with Clinical reasoning.</b>	<b>20</b>	<b>55</b>	<b>75</b>
	i. Principles, Technique & Indications for Application of a) Bobath b) Neuro Developmental Technique c) Rood's Technique d) P.N.F. e) Brunnstrom, f) Techniques of Motor Relearning Program (M.R.P.)	Therapeutic Skills of N.D.T., P.N.F., Bobath, Rood's Technique & Brunnstrom, M.R.P. on models only		



Sr. No.	Topic	Didactic Hours	Pract/Clinic Hours	Total Hours
	<b>c. Assessment of Movement Dysfunction</b>	<b>10</b>	<b>25</b>	<b>35</b>
	<ul style="list-style-type: none"> <li>i. Higher functions</li> <li>ii. Cranial nerves</li> <li>iii. Sensations , sensory organization &amp; body image</li> <li>iv. Joint mobility</li> <li>v. Tone</li> <li>vi. Reflexes-Superficial &amp; Deep</li> <li>vii. Voluntary control</li> <li>viii. Muscle Strength</li> <li>ix. Co-ordination</li> <li>x. Balance</li> <li>xi. Endurance</li> <li>xii. Trick movements</li> <li>xiii. Limb Length</li> <li>xiv. Posture deviations</li> <li>xv. Gait deviations due to neurological dysfunction</li> <li>xvi. Functional Diagnosis using I.C.F.</li> <li>xvii. Interpretation of Electro diagnostic findings, routine Biochemical investigations</li> </ul>			
	<b>d. Electro diagnosis</b>	<b>10</b>	<b>30</b>	<b>40</b>
	<ul style="list-style-type: none"> <li>i. Physiology of resting membrane potential, action potential, Propagation of Action Potential</li> <li>ii. Physiology of muscle contraction</li> <li>iii. Motor unit &amp; Recruitment pattern of motor unit – Size principle</li> <li>iv. Therapeutic current –as a tool for electro diagnosis. <ul style="list-style-type: none"> <li>a) Electrophysiology of muscle &amp; nerve</li> <li>b) Faradic Galvanic Test, Strength Duration Curve-tests should be carried out on relevant patients,</li> <li>c) Test for Sensory &amp; Pain Threshold/ Pain Tolerance – technique only</li> </ul> </li> <li>v. Electro-Myography <ul style="list-style-type: none"> <li>a) Definition</li> </ul> Instrumentation – Basic components like C.R.O., Filter, Amplifier &amp; Preamplifier, and Types of Electrodes </li> </ul>		Test for S.D.C. & Faradic/ Galvanic Test	




Sr. No.	Topic	Didactic Hours	Practical/ Clinical Hours	Total Hours
	b) Normal & Abnormal E.M.G. pattern <ul style="list-style-type: none"> <li>i. at rest</li> <li>ii. on minimal contraction</li> <li>iii. on maximal contraction</li> </ul> c) Nerve Conduction Studies <ul style="list-style-type: none"> <li>i. Principles &amp; Technique</li> <li>ii. F wave</li> <li>iii. H reflex</li> </ul>			
	<b>e. SCALES:</b> Berg Balance, Modified Ashworth, F.I.M., Barthel Index, G.C.S., D.G.I., M.M.S., S.T.R.E.A.M. & A.S.I.A.	<b>3</b>	<b>15</b>	<b>18</b>

**DOCUMENTATION:**

<b>A</b>	Documentation & Interpretation of following investigations: <ul style="list-style-type: none"> <li>i. Electro diagnosis : <u>2 each</u> <ul style="list-style-type: none"> <li>a) S.D.C.</li> <li>b) Faradic Galvanic Test</li> <li>c) E.M.G. &amp; N.C. Studies</li> </ul> </li> <li>ii. Cardio Vascular &amp; Pulmonary: (1 each) – A.B.G, P.F.T., E.C.G, X-ray Chest, Exercise Tolerance Test.</li> <li>iii. Neurological Scales (1 each) – Modified Ashworth, Berg’s Balance, D.G.I., Glasgow</li> <li>iv. Coma, Barthel Index, F.I.M.</li> </ul>
<b>B</b>	Case presentation with Functional diagnosis : <ul style="list-style-type: none"> <li>i. Total 12 cases</li> <li>ii. Three cases each in –               <ul style="list-style-type: none"> <li>a) Musculoskeletal</li> <li>b) Neurological</li> <li>c) Cardiovascular &amp; Respiratory (<u>Including General Medical &amp; Surgical Cases</u>)</li> <li>d) General &amp; Community Health (<u>Including Fitness &amp; Health, Women &amp; Child Health, Occupation Health</u>)</li> </ul> </li> </ul>

**To maintain the Record/ Journal of the term work & to get each assignment duly signed by respective Head of the Dept.**




## RECOMMENDED TEXT BOOKS

1. Orthopaedic Physical Examination –Magee
2. Clinical Electro Therapy – Nelson – Currier --- Appleton & Lange publication
3. Clinical Electromyography – Mishra
4. Therapeutic Exercises - Colby & Kisner
5. Physical Rehabilitation, Assessment and treatment - Susan B O's Sullivan
6. Neurological Examination - John Patten


## RECOMMENDED REFERENCE BOOKS

1. Maitland's book on Manual therapy,
2. Mobilisation of Extremities – Kaltenborn
3. Clinical Electromyography – Kimura
4. Orthopaedic Physical therapy – Donnatelli
5. NAGS, SNAGS and MWMS - Brian Mulligan
6. Exercise & Heart – Wenger
7. Exercise Physiology – William D Mc'Ardle
8. Facilitation techniques based on NDT principles - Lois Bly Allison Whiteside
9. Movement therapy in Hemiplegia - Brunnstrom
10. Cash textbook of Physiotherapy in neurological conditions - Patricia Downie
11. Physical Dysfunction - Trombly Scoot
12. Infant Motor Development- Jan Piek
13. Neurology & Neurosurgery Illustrated (3<sup>rd</sup> edition)-Bone & Callander
14. Neuro-developmental Therapy –Janett Howle




## SCHEME OF UNIVERSITY EXAMINATION

<b>THEORY</b> 80 MARKS + I.A. – 20 MARKS * The question paper will give appropriate weightage to all the topics in the syllabus.		<b>Marks</b>
		<b>100</b>
<b>Section A- M.C.Qs.</b>	Q-1 -MCQs – based on <b>MUST KNOW</b> area [20 x 1 ]	<b>20</b>
<b>Section B- S.A.Q.</b>	Q-2 - Answer any FIVE out of SIX [5 x 3 = 15] Q-3- Answer any THREE out of FOUR [3 x 5 =15]	<b>30</b>
<b>Section C- L.A.Q.</b>	* Based on topics- Simulated case on all of the sections on ICF pattern ( <b>Section II,III &amp; IV</b> )  Q-4] L.A.Q - 15 marks  Q-5] - 15 marks OR Q-5] - 15 marks  LAQ should give break up of 15 marks – e.g. [ 3 +5+7]	<b>30</b>
<b>Total Marks</b>		<b>80</b>




<b>PRACTICAL</b> 80 MARKS + I.A. – 20 MARKS		<b>Marks</b>
		<b>100</b>
<b>LONG CASE</b>	<p>[Time maximum 30 minutes for students for evaluation]</p> <p>1. Psychomotor &amp; affective:</p> <ul style="list-style-type: none"> <li>• Skill of History taking [05 marks]</li> <li>• Skill of clinical examination [15 marks]</li> <li>• Skill of objective diagnostic procedure [10 marks]</li> </ul> <p>2. Cognitive :</p> <ul style="list-style-type: none"> <li>• Ability to justify bases for functional diagnosis by I.C.F. [15 marks]</li> </ul> <p>[To be evaluated in cognitive, psychomotor and affective domains.]</p>	<b>45</b>
<b>SHORT CASE</b>	<p>Two Short cases on</p> <p>1. Mobilization Technique: Kaltenborn, Maitland, M.E.T. or Neural Mobilisation (On Models) [10marks]</p> <p>2. Neuro Therapeutic Skills: N.D.T. / P.N.F. / Rood's / Brunnstrom (On Models) [10 marks]</p> <p style="text-align: center;"><b>OR</b></p> <p>Electro Diagnosis: S.D. Curve / Faradic Galvanic Test (On Patient) [10 marks]</p> <p style="text-align: center;"><b>OR</b></p> <p>Exercise Tolerance Test: Six Minutes Walk Test (On Model) [10 marks]</p>	<b>20</b>
<b>SPOTS</b>	<p>5 spots - (5 x2 Marks= 10 Marks) 3minutes for each spot</p> <p>a) X ray (on section 2/3/4)</p> <p>b) Pulmonary Function Test</p> <p>c) Blood gas analysis</p> <p>d) E.C.G.</p> <p>e) E.M.G. / N.C. studies</p>	<b>10</b>
<b>JOURNAL</b>	Documentations- Assessment, Evaluation, Diagnosis with I.C.F.	<b>5</b>
<b>Total Marks</b>		<b>80</b>



**INTERNAL ASSESSMENT:**


- 1. Two exams – Terminal and preliminary examination (Theory & Practical) of 80 marks each TOTAL - 160 marks**
- 2. Internal Assessment to be calculated out of 20 marks**
- 3. In Practicals of Terminal & Preliminary examinations Spots will be of 15 marks instead of 10 marks (3 marks X 5), No marks will be allotted for the journal in Terminal & Preliminary examinations**
- 4. Internal assessment as per University pattern**





## SCHEME OF EXAMINATIONS AT A GLANCE – III B.P.Th.

SUBJECTS	UNIVERSITY EXAMINATIONS						COLLEGE LEVEL EXAMS (Theory only)
	Theory			Clinical / Practical			
	University	I.A.	Total	University	I.A.	Total	
<b>Surgery-I</b> (General Surgery + Cardio vascular & Thoracic Surgery + Plastic / Reconstructive Surgery)	40	10	50	---	---	---	---
<b>Surgery-II</b> (Orthopaedics)	40	10	50	---	---	---	---
<b>Medicine-I</b> (Cardiovascular Respiratory Medicine + General Medicine + Gerontology)	40	10	50	---	---	---	---
<b>Medicine-II</b> (Neurology & Paediatrics)	40	10	50	---	---	---	---
<b>Community Health &amp; Sociology</b>	80	20	100	---	---	---	---
<b>Functional Diagnosis and Physiotherapeutic Skills</b>	80	20	100	80	20	100	---
<b>Gynaecology &amp; Obstetrics</b>	---	---	---	---	---	---	50
<b>Dermatology</b>	---	---	---	---	---	---	25
<b>Total</b>	<b>320</b>	<b>80</b>	<b>400</b>	<b>80</b>	<b>20</b>	<b>100</b>	<b>75</b>




## IV B.P.Th.

### SYLLABUS

Transcript Hrs-1465

Sr. No.	Subjects	Theory Hours	Practical / Clinical Hours	Total Hours
	<b>PROFESSIONAL PRACTICE</b>			
1	Professional Practice & Ethics (College Examination)	015	--	015
2	Administration, Management & Marketing (College Examination)	020	--	020
	<b>PHYSIOTHERAPY</b>			
3	Musculoskeletal Physiotherapy	060	140	200
4	Neuro Physiotherapy	065	135	200
5	Cardiovascular-Respiratory Physiotherapy (Including Critical Care)	060	140	200
6	Community Physiotherapy	085	115	200
7	Principles of Bio-engineering (College Examination)	030	-	030
8	Research Methodology & Biostatistics (College Examination)	040	-	040
9	Seminar (including I.C.F.)	-	060	060
10	Supervised clinical practice -During each clinical assignment, the student shall evaluate, functionally diagnose, plan & practice clinical skills on patients in consultation with the qualified physiotherapist staff	-	500	500
	<b>TOTAL</b>	<b>375</b>	<b>1090</b>	<b>1465</b>



# PROFESSIONAL PRACTICE AND ETHICS

## (COLLEGE EXAMINATION)

Total -60Hrs (I to IV year)

### COURSE DESCRIPTION:

This subject will be taught in continuum from first year to final year. An examination will be conducted only in final year. Professional and ethical practice curriculum content addresses the Knowledge, Skills and Behaviors required by the physiotherapist in a range of practice relationships and roles. The course will discuss the role, responsibility, ethics administration issues and accountability of the physical therapists. The course will also cover the history and change in the profession, responsibilities of the professional to the profession, the public and to the health care team. This includes the application of professional and ethical reasoning and decision-making strategies and professional communication.

Sr. No.	Topics	I B.P.Th.	II B.P.Th.	III B.P.Th.	IV B.P.Th.	Total Hours
1	PROFESSIONAL ISSUES & ETHICS	15 hrs	15 hrs	15 hrs	15 hrs	60

### OBJECTIVES:

At the end of the course, the student will be compliant in following domains:

**Cognitive:** The student will

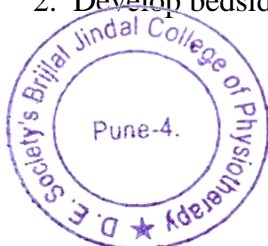
1. Be able to understand the moral values and meaning of ethics
2. Be able to learn and apply ethical code of conduct in fields of clinical practice, learning, teaching, research and physiotherapist-patient relationship
3. Acquire bedside manners and communication skills in relation with patients, peers, seniors and other professionals
4. Will acquire the knowledge of the basics in Managerial & Management skills, & use of information technology in professional Practice

**Psychomotor:** The student will be able to:

1. Develop psychomotor skills for physiotherapist-patient relationship
2. Develop the skill to evaluate and make decisions for plan of management based on sociocultural values and referral practice


**Affective:** The student will be able to:

1. Develop behavioral skills and humanitarian approach while communicating with patients, relatives, society and co-professionals
2. Develop bedside behavior, respect & maintain patients' confidentiality



## SYLLABUS

Sr. No.	Topics	Didactic Hours	Visits/ Supervision Hours	Total Hours
<b>I B.P.Th.</b>	1. Introduction to the history of Physiotherapy.	02	05	15
	2. Orientation to the curriculum, clinical areas and geographical location.	03		
	3. Concept of morality and ethics	03		
	4. Concept of professionalism and Professional dress code	02		
<b>II B.P.Th.</b>	1. Ethical code of conduct	03	10	15
	2. Communication skills			
	a. Physiotherapist –Patient Relationship b. INTERVIEWING -Types of interview, Skills of interviewing	01 01		
<b>III B.P.Th.</b>	1. Collecting data on psychosocial factors in Medicine, Surgery, Reproductive Health, Paediatrics	04	05	15
	2. Inter professional communication.	03		
	3. Ethics in clinical practice	03		
<b>IV B.P.Th.</b>	1. Roles of Physiotherapist as patient manager, Consultant, Critical inquirer, Educator, Administrator	05	---	15
	2. Laws and regulations	02		
	3. Professional development, competence and expertise	02		
	4. Professional bodies	02		
	5. Ethics in Research	01		
	6. Ethics in Teaching	02		
	7. Role of W.C.P.T. & Council	01		
<b>TOTAL</b>		<b>40</b>	<b>20</b>	<b>60</b>




## RECOMMENDED REFERENCE LITERATURE

1. Rules & Regulation of Indian Association of Physiotherapists
2. W.C.P.T. ethics (from their website)
3. Gazette of Maharashtra Council for Occupational therapists & Physiotherapists

## SCHEME OF COLLEGE EXAMINATION

<b>THEORY ONLY</b> [There shall be no LAQ in this paper]		<b>Marks</b>
* The question paper will give appropriate weightage to all the topics in the syllabus.		50
<b>Section A-Q-1</b>	MCQs – based on <b>MUST KNOW</b> area [20 X1]	20
<b>Section-B-Q-2 &amp; Q3</b>	SAQ-to answer any FIVE out of SIX [5 x 3]	15
	SAQ – to answer any THREE out of FOUR [3 x 5]	15
<b>Total Marks</b>		<b>50</b>
<b>Passing in the examination is Mandatory</b>  Grades: A+ = 75% & above, A = 66 to 74.5%, B + = 55 to 65 %, B = 50 to 54.5%, C = less than 50%.		



# ADMINISTRATION, MANAGEMENT & MARKETING (COLLEGE EXAMINATION)

Total – 20 HRS

## COURSE DESCRIPTION:

This curriculum content addresses the Knowledge, Skills and Behaviors required of the physiotherapist in a range of practice relationships and roles. The course will discuss the role, responsibility, administration issues of the physiotherapists. The course will also cover responsibilities of the professional to the profession, the public and to the health care team. This includes the application of professional and ethical reasoning and decision-making strategies, professional communication, reflective practice strategies and personal management issues (stress, work-life balance). Factors that influence individual practice are addressed, including the availability and accessibility of local health care resources as well as the ethical, legal and regulatory requirements of practicing the physiotherapy profession in a given jurisdiction.

## **OBJECTIVES:**

At the end of the course the student will be compliant in following domains:

### **Cognitive:**

The student will:

- a. Learn the management basics in fields of clinical practice, teaching, research and physiotherapy practice in the community.
- b. Acquire communication skills in relation with patients, peers, seniors and other professionals & the community.
- c. Acquire the knowledge of the basics in Managerial & Management skills, & use of Information technology in professional Practice

### **Psychomotor:**


The student will be able to:

- a. Develop psychomotor skills for physiotherapy practice.
- b. Develop skill to evaluate and make decision for plan of management based on sociocultural values and referral practice.

### **Affective:**

The student will be able to:

Develop behavioral skills and humanitarian approach while communicating with patients, relatives, society at large and co-professionals.



## SYLLABUS


Sr. No.	Topics	Didactic Hours
1.	Management studies related to –local health care organization Management & structure, planning delivery with quality assurance & funding of service delivery information technology career development in Physiotherapy.	05
2.	Administration-principles-based on the Goal & functions -at large hospital set up / domiciliary services/ private clinic /academics	03
3.	Methods of maintaining records	02
4.	Budget-planning	03
5.	Performance analysis--physical structure / reporting system [man power / status /functions / quantity & quality of services/turn over-cost benefit revenue contribution	03
6.	Setting up Therapeutic gymnasium, Fitness clinics, Cardiac and Pulmonary Rehab centers etc.	02
7.	Time management	02
<b>TOTAL</b>		<b>20</b>

### RECOMMENDED REFERENCE BOOK

1. Administration for Physiotherapists-Pai
2. Principles of Hospital Administration-Sakharkar

### SCHEME OF COLLEGE EXAMINATION

<b>THEORY 50 MARKS</b>		<b>Marks</b>
[There shall be no LAQ in this paper] * The question paper will give appropriate weightage to all the topics in the syllabus.		50
<b>Section A-Q-1</b>	MCQs – based on MUST KNOW area [20 x 1]	20
<b>Section-B-Q-2 &amp; Q3</b>	SAQ-to answer any FIVE out of SIX [5 x 3]	15
	SAQ – to answer any THREE out of FOUR [3 x 5]	15
<b>Total Marks</b>		<b>50</b>
<p><b>Passing in the exam is Mandatory</b></p> <p>Grades: A+ = 75% &amp; above, A = 66 to 74.5%, B + = 55 to 65 %, B = 50 to 54.5%, C = less than 50%.</p>		



# MUSCULOSKELETAL PHYSIOTHERAPY

(Didactic - 60 hours + Practical-140 hours)**TOTAL: 200 HOURS**


## COURSE DESCRIPTION:

This course includes a study of applied anatomy and physiology of the musculo-skeletal system along with pathological changes and patho-mechanics of the system. It discusses relevant tests and measures for determining impairment and differentiating the diagnosis based on the specificity and sensitivity of the assessment instruments as related to patients with disorders of the musculo-skeletal system.

Musculo-skeletal Physiotherapy focuses on maximizing functional independence and well-being. The course uses a patient-centered model of care with multi-system assessment, evidence based interventions and a significant patient education component to promote a healthy, active lifestyle and community-based living.

The candidate will have a sound understanding of theory, scientific evidence and best practices in the areas of the Musculo-skeletal System including Movement Sciences, Psychosocial Sciences and Physiotherapy.

Sr. No.	Topics	Didactic Hours	Clinical Hours
1.	<b>Use of ICF model in physiotherapy management of health condition of musculoskeletal system</b>	<b>02</b>	<b>00</b>
2.	<b>Outcome measures – and Evidence Based Practice</b>	<b>02</b>	<b>00</b>
3.	<b>Biomechanical / Physiological basis of physiotherapy intervention skills</b>	<b>04</b>	<b>05</b>
4.	<b>Physiotherapy interventions with goal setting for dysfunctions due to musculoskeletal health conditions secondary to conservative or surgical management of:</b>		
	<b>Manifestations of trauma and their complications</b>	<b>22</b>	<b>50</b>
	<b>Degenerative Arthritis</b>	<b>07</b>	<b>45</b>
	<b>Inflammatory conditions</b>	<b>04</b>	<b>05</b>
	<b>Infectious Diseases of bones &amp; joints</b>	<b>02</b>	<b>05</b>
	<b>Metabolic &amp; Hormonal Disorders</b>	<b>02</b>	<b>05</b>
	<b>Congenital &amp; Acquired Deformities</b>	<b>06</b>	<b>10</b>
	<b>Peripheral Nerve Injuries &amp; Plexus Injuries</b>	<b>03</b>	<b>05</b>
	<b>Tumours of bone, Vascular disorders and Traumatic Amputations</b>	<b>06</b>	<b>10</b>
<b>TOTAL</b>		<b>60</b>	<b>140</b>





## **OBJECTIVES:**

At the end of the course, student will be able to:

### **Cognitive:**


- a) Identify, evaluate, analyze & discuss primary and secondary musculo-skeletal dysfunction, based on biomechanical, kinesiological & patho-physiological principles.
- b) Correlate the same with radiological, electrophysiological, biochemical/ haematological investigations as applicable & arrive at the appropriate Physiotherapy diagnosis with skillful evaluation of structure and function with clinical reasoning.
- c) Understand the pharmaco-therapeutics, its interaction with physiotherapeutic measures and modify physiotherapeutic intervention appropriately.
- d) Apply knowledge of psychosocial factors (personal and environmental factors in the context of disability associated with the musculo-skeletal system or multiple body systems) for behavioral and lifestyle modification and use appropriate training and coping strategies.

### **Psychomotor:**

- a) Apply theoretical basis of physiological effects, indications, contraindications; and best available evidence on the effectiveness, efficacy and safe application guidelines for a full range of physiotherapeutic strategies and interventions, including appropriate modes of soft tissue & joint mobilization, electrotherapy, therapeutic exercise, and appropriate ergonomic advise that can be employed to manage problems of the individual's structures, functions, activities and participation, capacity and performance levels associated with the musculo-skeletal system, for relief of pain & prevention, restoration and rehabilitation measures for maximum possible functional independence at home, workplace and in community.
- b) Prescribe and train for appropriate orthoses, prostheses and walking aids based on musculoskeletal dysfunction.

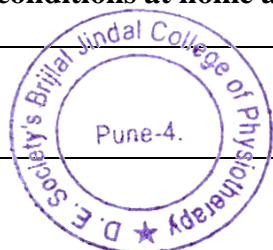
### **Affective:**

Acquire ethical skills by demonstrating safe, respectful and effective performance of physical handling techniques taking into account the patient's clinical condition, the need for privacy, the physiotherapist, the resources available and the environment.




## SYLLABUS

Sr. No.	TOPICS	Didactic Hours	Practical Hours	Total Hours
1	<b>Use of ICF model (Bio, Psycho and Social) to plan Short term and Long term goals in physiotherapy management of health condition of musculoskeletal system</b> <ol style="list-style-type: none"> <li>a. Identification of short term and long term goals based on                             <ol style="list-style-type: none"> <li>i) Capacity and Performance related to activities and participation to enhance functioning</li> <li>ii) Personal and Environment factors -facilitators and barriers that affect disablement and functioning</li> </ol> </li> <li>b. Documentation of disability and functioning</li> <li>c. Red flags- Recognizing signs and symptom</li> </ol>	02	-	02
2	<ol style="list-style-type: none"> <li>a. Introduction to functional scales as outcome measures – Generic and Disease specific.</li> <li>b. Evidence base practice in musculoskeletal health conditions- levels of evidence, clinical application</li> </ol>	01  01	-  -	01  01
3	<b>Biomechanical / Physiological basis of following modes physiotherapy interventions implemented during all three stages of tissue healing -</b> <ol style="list-style-type: none"> <li>a. Electrotherapeutic modes for pain- acute and chronic pain syndromes, swelling, wound healing, re-education</li> <li>b. Therapeutic exercise to alleviate pain, increase mobility, muscle performance (strength) endurance, motor control, muscle length, posture and gait training</li> <li>c. Taping techniques for pain relief , support and posture correction                             <ol style="list-style-type: none"> <li>i. Principles</li> <li>ii. Indications / Contraindications</li> <li>iii. Types of tapes and terminologies used</li> <li>iv. Techniques</li> </ol> </li> </ol>	01  02  01	00  00  05	01  02  06
4	<b>The following topics are applicable to all conditions related to musculo-skeletal dysfunction throughout lifespan in acute care setting , hospital, chronic conditions at home and in community on the basis of:</b>			
Sr. No.	TOPICS			Total Hours



1. Evaluation, interpretation of investigations and appropriate clinical reasoning for Functional diagnosis (ICF).
2. Evidence-based analysis of tools and techniques, (including Quality of Life questionnaires), and planning, prescription & implementation of short term & long term goals of Physiotherapy with appropriate documentation of the same.
3. Application of appropriate electro therapeutic modes for relief of acute & chronic pain, swelling and for wound healing, muscle / movement re-education etc with clinical reasoning.
4. Application of appropriate exercise therapeutic modes for improving joint mobility, muscle strength & endurance and motor control.
5. Application of advanced therapeutic modes of manual mobilization techniques (non-thrust techniques to be applied on extremities only), Friction Massage, Myofascial Release, Muscle Energy Techniques and Neuro Dynamic Techniques on patients.
6. Application of appropriate therapeutic exercise using therapeutic gymnasium tools as and when indicated, for relief of pain, enhancing structural stability, strength & endurance, and functional maintenance &/ or restoration including posture correction and gait training including preventive measures.
7. Prescription of appropriate orthotic & prosthetic devices.
8. Various taping techniques for support & pain relief; principles, indications, contra-indications, types of tapes used & relevant terminology.
9. Appropriate Home Program & Ergonomic advise for preventive measures & functional efficiency at home, work place and during recreation. Advice to Parents & Care Givers.

**Physiotherapy interventions with goal setting for dysfunctions due to impairments of Pain, Mobility, Muscle performance(Strength), Endurance, Motor Control, Muscle length, Posture and Movement Balance and Gait for common health conditions secondary to conservative or surgical management of the following regions, with appropriate consideration of red flags:**






	<b>Hours</b>	<b>Pract Hrs</b>	<b>hours</b>
10. <b>Tumours of bone tissue.</b>	<b>01</b>		<b>01</b>
11. <b>Vascular disorders affecting musculoskeletal system-</b> V.I.C., C.R.P.S., Compartment syndrome	<b>01</b>	<b>02</b>	<b>03</b>
12. <b>Traumatic Amputation</b> a. Types b. Complications and management inclusive of prosthetic prescription & training	<b>04</b>	<b>08</b>	<b>12</b>

**CLINICAL:**

<b>SUPERVISED CLINICAL PRACTICE:</b>
<p>During this supervised clinical practice, student should be able to successfully execute the competencies in assessment, Functional diagnosis on ICF basis, plan of care and therapeutic interventions relating to musculo-skeletal dysfunctions. Student should become familiar with performance of these skills in all settings (inpatient and outpatient) as well as on all types of conditions (surgical, non-surgical, paediatric and geriatric). Student should learn to perform these skills objectively under the supervision of trained physical therapists. Student is required to keep a performance record of all listed competencies during the clinical practice and successfully perform on real patients during the final evaluation of the course.</p>
<b>CLINICAL COMPETENCIES:</b>
<p><b>A. COMPETENCY IN ASSESMENT AND CLINICAL REASONING:</b></p> <p>Student should be able to apply the ICF framework in selecting measurement tools to ensure a holistic approach to evaluation of body structure and function, activities , participation; and select and administer assessment/evaluation tools and techniques suitable for the patient’s problems and condition(s) based on the best available evidence and interpret the information obtained demonstrating evidence-based decision-making and safe handling technique such as:</p> <ol style="list-style-type: none"> <li>1. Risk factor screening (Red flags &amp; Yellow flags).</li> <li>2. Assessment of Musculo-skeletal dysfunction.</li> <li>3. Interpretation of Radiological, Electrophysiological, Haematological and Biochemical investigations.</li> <li>4. Aerobic fitness and Functional performance testing as appropriate</li> <li>5. Identification and quantification of environmental and home barriers and facilitators</li> <li>6. Identification and analysis of body mechanics during self-care, home management, work, community, tasks, or leisure activities.</li> <li>7. Identification and analysis of ergonomic performance during work</li> </ol>



(job/school/play):

8. Assessment of Quality of Life through use of appropriate questionnaire and generic or disease-specific scales (nice to know)
9. Identification and prioritization of impairments in body functions and structures, and activity limitations and participation restrictions to determine specific body function and structure, and activities and participation towards which the intervention will be directed
10. State the evidence (patient/client history, lab diagnostics, tests and measures and scientific literature) to support a clinical decision.
11. Determine the predicted level of optimal functioning and the time required to achieve that level.
12. Recognize barriers that may impact the achievement of optimal functioning within a predicted time frame and ways to overcome them when possible


### **B. COMPETENCY IN DEVELOPING PLAN OF CARE:**

Student should be able to:

1. Identify patient goals and expectations.
2. Design a Plan of Care with measurable functional goals (short-term and long-term) that are prioritized and time bound.
3. Consult patient and/or caregivers to develop a mutual agreement regarding the plan of care.
4. Identify indications/ additional needs for consultation with other professionals & appropriate referrals.
5. Select the interventions that are safe, realistic and meet the specified functional goals and outcomes in the plan of care: (a) identify precautions and contraindications, (b) provide evidence for patient-centered interventions that are identified and selected, (c) define the specificity of the intervention (time, intensity, duration, and frequency).
6. Measure and monitor patient response to intervention and modify elements of the plan of care and goals in response to changing patient/client status, as needed.
7. Establish criteria for discharge based on patient goals and current functioning and disability.

### **C. COMPETENCY IN PHYSIOTHERAPEUTIC INTERVENTION:** Important influences on Musculo-skeletal physiotherapy management choices may include but not limited to:

1. Diverse settings of care including critical, acute, long term, rehabilitation, and community care;
2. Lifespan issues ranging from the neonatal stage to those associated with aging;



3. Life style modification for diseases and for prevention
4. Skill of application of physical and electrical agents for relief of acute & chronic pain and swelling.
5. Facilitation, re-education and training of muscle strength, endurance & motor control, posture and gait through skillful use of various therapeutic exercise techniques with appropriate therapeutic gymnasium equipment.
6. Skill of application of therapeutic modes of improving joint mobility and soft tissue flexibility like joint mobilization techniques and soft tissue techniques like Muscle Energy Techniques, Myofascial Release, Friction Massage, Neuro Dynamic Techniques etc.
7. Functional training in self care, home, work (job, school and play), community and leisure activities

## **DOCUMENTATION**


### **Presentation & Documentation of 8 Cases (4 traumas, 4 cold) for patient management using ICF model as following:**

(Assessment, Evaluation, Diagnosis, Prognosis, Intervention, Outcome)

1. Soft tissue lesion
2. Fractures of upper Limb (Including Hand Injury),
3. Fractures of lower limb,
4. Fractures of spine with/without Neurological condition
5. Degenerative/ Inflammatory arthritis of peripheral skeletal joint
6. Degenerative /inflammatory arthritis of Spine
7. Musculoskeletal condition of Hand & Foot
8. Amputation

## **RECOMMENDED TEXT BOOKS**

1. Therapeutic Exercise - O'Sullivan
2. Orthopaedic Physical Therapy - Donatelli
3. Cash's Textbook of Orthopedics & Rheumatology for Physiotherapists
4. Tidy's Physical Therapy
5. Manual Mobilization of Extremity Joints - Kaltenborn
6. Therapeutic Exercise: Foundations and Techniques - Kolby & Carolyn Kisner
7. Physical Rehabilitation - Susan O'sullivan




## RECOMMENDED REFERENCE BOOKS

1. Manual Therapy: Nags, Snags, MWMs, etc - 6th Edition Brian R Mulligan
2. Maitland's Peripheral Manipulation Elly Hengeveld
3. Neural tissue mobilization – Butler
4. Brukner & Khan's Clinical Sports Medicine - Peter Brukner, Karim Khan  
(Mcgraw Medical)
5. Therapeutic Exercise: Moving Toward Function - Carrie M. Hall, Lori Thein Brody
6. Manual Mobilization of Extremity Joints -Kaltenborn
7. Neural Tissue Mobilization - Butler
8. Taping Techniques –Rose Mac Donald
9. Clinical Orthopaedic rehabilitation-Broadsman

## SCHEME OF UNIVERSITY EXAMINATION

<b>THEORY</b>		<b>Marks</b>
80 MARKS + I.A. – 20 MARKS		<b>100</b>
* The question paper will give appropriate weightage to all the topics in the syllabus.		
<b>Section A –M.C.Qs.</b>	Q-1 -MCQs – based on <b>MUST KNOW</b> area [20 x 1=20]	<b>20</b>
<b>Section B- S.A.Q.</b>	Q-2 - Answer any FIVE out of SIX [5 x 3 = 15]	<b>30</b>
	Q-3- Answer any THREE out of FOUR [3 x 5 = 15]	
<b>Section C -L.A.Q.</b>	* Based on topics- structured question based on ICF model with emphasis to goal setting and treatment intervention Q-4] L.A.Q. -15 marks Q-5] -15 marks OR Q-5] -15 marks LAQ should give break up of 15 marks – e.g. [ 3 +5+7]	<b>30</b>
<b>Total Marks</b>		<b>80</b>






<b>PRACTICAL</b> 80 MARKS + I.A. – 20 MARKS		<b>Marks</b>
		<b>100</b>
<b>LONG CASE</b>	a. Subjective and Physical Examination -10 marks b. Evaluation and Physical therapy diagnosis (ICF) – 10 marks c. Plan of care - Goal setting – 10 marks d. Demonstration of any one important test and treatment intervention on patient –15 marks [Student will be evaluated in cognitive, psychomotor and affective domains.]	<b>45</b>
<b>SHORT CASE</b>	One Short case on: Demonstrations of two physiotherapy intervention skills for effective patient management 2 x 10 marks	<b>20</b>
<b>SPOTS</b>	5 spots - (5 x2 Marks= 10 Marks) 3 minutes for each spot X– ray of extremities and spine, Orthoses, Prostheses, Metal Implant	<b>10</b>
<b>JOURNAL</b>	Documentations- Assessment, Evaluation, Diagnosis, Prognosis, Intervention of Case along with ICF	<b>5</b>
<b>Total Marks</b>		<b>80</b>

**INTERNAL ASSESSMENT:**

1. Two examinations – Terminal and preliminary examination (Theory & Practical) of 80 marks each TOTAL - 160 marks
2. Internal Assessment to be calculated out of 20 marks.
3. In Practicals of Terminal & Preliminary examinations, Spots will be of 15 marks instead of 10 marks ( 3 marks X 5), No marks will be allotted for the journal in Terminal & Preliminary examinations
4. Internal assessment (Theory) as per University pattern.



# NEUROPHYSIOTHERAPY

(Didactic 60 hrs + Clinical 140 hrs) **TOTAL 200 HRS**


## COURSE DESCRIPTION:

This course includes a study of applied anatomy and physiology of the neuromuscular system along with the pathological changes and patho-mechanics of the system. It discusses relevant tests and measures for determining impairment and differentiating the diagnosis based on the specificity and sensitivity of the assessment instruments as related to patients with disorders of the neuromuscular system.

Neurophysiotherapy curriculum emphasizes the selection and use of measurement tools and management techniques based on the best available evidence. Physiotherapy strategies for assessment and treatment address structural & functional impairments and activity limitations of individuals and population (both adults & paediatric) in the context of their personal needs/goals including participation restrictions and the environment they live in. The permanence of many neurological impairments mandates that, where possible, emphasis is placed on prognosis and criterion – referenced outcomes to establish realistic goals.

The therapeutic approach is patient and family focused with a biopsychosocial emphasis that embraces inter professional collaboration and requires ongoing communication, education and negotiation with the client, family, care giver and healthcare team.

Sr. No.	Topics	Didactic Hours	Practical Hours	Total Hours
1.	<b>APPLICATION OF ICF MODEL</b>	<b>02</b>		<b>002</b>
2.	<b>THEORETICAL BASIS OF MOTOR CONTROL AND LEARNING</b>	<b>02</b>		<b>002</b>
3.	<b>ADAPTIVE SYSTEM : PLASTICITY AND RECOVERY</b>	<b>01</b>		<b>001</b>
	<b>GENERAL METHODS OF STRENGTH TRAINING, FITNESS AND PROMOTION OF SKILL ACQUISITION</b>	<b>04</b>		<b>004</b>
4.	<b>QUALITY OF LIFE SCALES AND INDEPENDENCE MEASURE</b>	<b>02</b>		<b>002</b>
5.	<b>PHYSIOTHERAPY MANAGEMENT</b>			
	<b>A. ADULT</b>	<b>37</b>	<b>095</b>	<b>132</b>
	<b>B. PAEDIATRIC</b>	<b>17</b>	<b>040</b>	<b>057</b>
	<b>TOTAL</b>	<b>65</b>	<b>135</b>	<b>200</b>



## **OBJECTIVES:**

At the end of the course, student will

### **Cognitive:**


- a) Be able to identify and analyze movement dysfunction due to neuromuscular skeletal disorders in terms of biomechanical and biophysical basis, correlate the same with the health condition, routine electrophysiological, radiological and biochemical investigations, and arrive at appropriate physical therapy diagnosis using WHO-ICF with clinical reasoning.
- b) Be able to plan realistic goals based on the knowledge of prognosis of the disease of the nervous system and prescribe appropriate, safe evidence based physiotherapy interventions with clinical reasoning.
- c) Understand infection control principles, best practices and techniques applicable to a range of setting where clients with neurological conditions would receive physiotherapy services.
- d) Know determinacy of health (environmental, nutritional, self-management/ behavioral factors) and chronic disease management principles related to neurological health.

### **Psychomotor:**

- a) Be able to develop psychomotor skills to implement timely and appropriate physiotherapy assessment tools/techniques to ensure a holistic approach to patient evaluation in order to prioritize patient's problems.
- b) Be able to select timely physiotherapeutic interventions to reduce morbidity and physiotherapy management strategies, suitable for the patients' problems and indicator conditions based on the best available evidence.
- c) Implement appropriate neuro-physiotherapeutic approaches, electrotherapeutic modalities, joint and soft tissue mobilizations and ergonomic advice for neuromuscular skeletal systems, contextual factors to enhance performance of activities and participation in society.

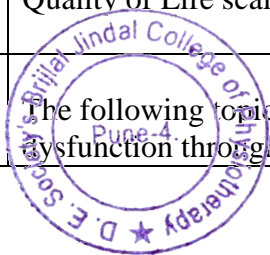
### **Affective:**

- a) Be able to develop behavioral skills and humanitarian approach while communicating with patients, relatives, society and co-professionals, to promote individual and community health.



## SYLLABUS

Sr. No.	Topics	Didactic Hours	Practical Hours	Total Hours
1.	<p>Features of ICF model (bio, psycho and social) to plan efficient, effective and cost-contained short term and long term goals to enhance functioning in a patient with health condition of nervous system.</p> <ol style="list-style-type: none"> <li>a. Clinical utility of bi-directional relationships among the ICF model's domain</li> <li>b. Environment and Personal factors- Facilitators and Barriers that affect disablement and functioning</li> <li>c. Capacity and Performance related Activities and Participation to enhance Functioning</li> <li>d. Set patient specific goals and expected outcome with clinical reasoning</li> <li>e. Documentation of disability and functioning Red flags-recognizing signs and symptoms</li> </ol>	02	--	<b>02</b>
2.	Theoretical basis of motor control and learning to understand various neurophysiotherapeutic approaches.	02	--	<b>02</b>
3.	<ol style="list-style-type: none"> <li>a. Plasticity of the intact brain               <ol style="list-style-type: none"> <li>i. motor learning</li> <li>ii. training</li> <li>iii. plasticity</li> </ol> </li> <li>Plasticity following brain lesion               <ul style="list-style-type: none"> <li>• nature of spontaneous recovery</li> <li>• effect of environment behavior and recovery</li> <li>• adaptation of motor performance</li> <li>• muscle adaptation</li> </ul> </li> <li>b. Strength training and physical conditioning in neuro rehabilitation to optimize functional performance</li> <li>c. Skill acquisition in restoration of functional performance               <ul style="list-style-type: none"> <li>• information, instruction, demonstration</li> <li>• feedback</li> <li>• practice</li> </ul> </li> </ol>	01	--	<b>01</b>
		02		<b>02</b>
		02	--	<b>02</b>
4.	Quality of Life scales & Independence Measures	02	--	<b>02</b>
<p>The following topics are applicable to all conditions related to Neuromuscular dysfunction throughout lifespan in acute care setting, hospital, chronic conditions at</p>				



home and in community on the basis of:


1. Evaluation, interpretation of investigations and appropriate clinical reasoning for Functional diagnosis (I.C.F.).
2. Evidence-based analysis of tools and techniques, (including Quality of Life questionnaires), and planning, prescription & implementation of short term & long term goals of Physiotherapy with appropriate documentation of the same.
3. Manifestation of movement dysfunction following disease or trauma of the central or peripheral nervous system.
  - a. Bed mobility
  - b. lying to sitting
  - c. standing up and sitting down
  - d. walking
  - e. balance
  - f. reaching
  - g. manipulation
4. Selecting appropriate assessment/evaluation tools and techniques suitable for the patients health condition and key indicators and interpret information obtained demonstrating evidence based decision making-use of biomechanical measures, generic scales/instruments to measure arousal, cognition, sensation, tone, strength, locomotion and balance, upper extremity function, anxiety and depression, quality of life and independence, Self assessment and self efficacy scales and common disease specific scales.
  - GCS
  - Mini Mental State Examination
  - Ashworth scale
  - Gait-D.G.I.
  - Balance- BBS, Functional Arm Reach Test.
  - T.U.G.
  - Barthel A.D.L. index
  - SF – 36
  - Disease specific measures – S.T.R.E.A.M., Brunnstrom, Fugl–Meyer assessment. A.S.I.A. Scale, U.P.D.R.S., E.D.S.S.

5

**PHYSIOTHERAPY MANAGEMENT – ADULT**

Planning of short term and long term goals in accordance with ICF for all the conditions in neurosciences by doing detail assessment and appropriate outcome measures and planning evidence based treatment program-for key indicator conditions

Topic	Didactic Hours	Practical/ Lab Hours	Total Hours
a. Stroke- cerebral circulation, types of stroke and manifestations, assessment and management	08	10	<b>18</b>




b. Acquired brain injury; trauma and pathology (S.O.L.)	03	05	<b>08</b>
c. Spinal cord disorders – traumatic and non – traumatic, management including bladder training	04	08	<b>12</b>
d. Peripheral neuropathies – traumatic & non traumatic - upper limb & lower limb - brachial plexus - nerve root lesions - metabolic & endocrine	06	08	<b>14</b>
e. Vestibular disorders – central and peripheral	02	05	<b>07</b>
f. VII <sup>th</sup> cranial nerve	01	04	<b>05</b>
g. Demyelinating diseases - Multiple Sclerosis & G.B. syndrome	02	05	<b>07</b>
h. Cerebellar diseases and Ataxia	02	10	<b>12</b>
i. Extrapyrmidal diseases, with emphasis on Parkinson's disease	03	15	<b>18</b>
j. Anterior Horn Cell diseases – heredity and acquired e.g. M.N.D., P.M.A., S.M.A., Poliomyelitis	02	05	<b>07</b>
k. Myopathies	02	10	<b>12</b>
l. Disorders of A.N.S. – Horner's syndrome, Hypo/Hypertension, Autonomic Dysreflexia	01	05	<b>06</b>
m. Psychosomatic pain & paralysis	01	05	<b>06</b>
<p>Treatment programme includes:</p> <ol style="list-style-type: none"> <li>1. Application of appropriate electro-therapeutic modes for relief of pain and functional re-education with clinical reasoning.</li> <li>2. Application of skills as Neurotherapeutic approaches (Brunnstrom, Roods, Bobath, N.D.T., M.R.P., mental imagery, Constraint induced movement therapy, learning transfers), co-ordination and balancing exercise by using techniques based on neurophysiological principles.</li> <li>3. Tools and adaptive equipments used for neuro-rehabilitation like Vestibular balls Tilt boards, Bolsters, Wedges, Graded Benches, Therapeutic mats etc.</li> <li>4. Application of transfer and functional re-education exercise, postural exercise and gait training.</li> <li>5. Bladder and bowel training</li> <li>6. Developing a philosophy for caring</li> <li>7. Prescription for appropriate orthotic devices and fabrication of temporary splints</li> <li>8. Lifting techniques, wheel chair modifications, adaptive devices</li> <li>9. Ergonomic advice for prevention/rehabilitation for the patients as well as for parents/care givers education about handling of patients.</li> </ol>			

**PHYSIOTHERAPY MANAGEMENT – PAEDIATRIC**

Knowledge of developmental neurology, plasticity in development, Etiology, Pathophysiology of common neuropaediatric conditions, impairment, clinical reasoning, goal setting & P.T. management. More emphasis should be given on physiotherapy management skills.

<b>Topic</b>	<b>Didactic Hours</b>	<b>Practical/ Lab Hours</b>	<b>Total Hours</b>
1. Cerebral palsy -etiology and type -assessment -differential diagnosis -management	08	10	18
2. Down's syndrome	01	05	06
3. Neural tube defects : Spina Bifida and Hydrocephalus	02	10	12
4. Brachial plexus injuries	01	02	03
5. Infectious disorders	01	01	02
6. Post Poliomyelitis Residual Paralysis	01	01	02
7. D.M.D. & other Myopathies	01	05	06
8. S.M.A. / H.S.M.N.	01	01	02
9. Pediatric extra pyramidal disorders	01	05	06



## **CLINICAL**

### **SUPERVISED CLINICAL PRACTICE:**


During the supervised clinical practice, student should be able to successfully execute the competencies in assessment, physical diagnosis on ICF basis, plan of care and therapeutic interventions relating to neuromuscular dysfunctions. Student should become familiar with performance of these skills in all settings (inpatient and outpatient) as well as on all types of conditions (surgical, non-surgical, pediatric and geriatric). Student should learn to objectively perform these skills under the supervision of trained physical therapists. Student is required to keep a performance record of all listed competencies during the clinical practice and successfully perform on real patients during the final evaluation of the course.

### **CLINICAL COMPETENCIES:**

#### **A] COMPETENCY IN ASSESMENT AND CLINICAL REASONING :**

Student should be able to apply the ICF framework in selecting measurement tools to ensure a holistic approach to evaluation of body structure and function, activities , participation; and select and administer assessment/evaluation tools and techniques suitable for the patient's problems and condition(s) based on the best available evidence and interpret the information obtained demonstrating evidence-based decision-making and safe handling technique such as:

1. Risk factor screening (Red flags & Yellow flags).
2. Assessment of Neuromuscular dysfunction.
3. Interpretation of Radiological, Electrophysiological, Hematological and Biochemical investigations.
4. Identification and quantification of environmental and home barriers and facilitators
5. Identification and analysis of body mechanics during self-care, home management, work, community, tasks, or leisure activities.
6. Identification and analysis of ergonomic performance during work (job/school/play):
7. Assessment of Quality of Life through use of appropriate questionnaire and generic or disease-specific scales (nice to know)
8. Identification and prioritization of impairments in body functions and structures, and activity limitations and participation restrictions to determine specific body function and structure, and activities and participation towards which the intervention will be directed
9. State the evidence (patient/client history, lab diagnostics, tests and measures and scientific literature) to support a clinical decision.
10. Determine the predicted level of optimal functioning and the time required to achieve that level.
11. Recognize barriers that may impact the achievement of optimal functioning within a predicted time frame and ways to overcome them when possible.





## **B] COMPETENCY IN DEVELOPING PLAN OF CARE:**


Student should be able to:

1. Identify patient goals and expectations.
2. Design a Plan of Care with measurable, prioritized and time bound functional goals (short-term and long-term)
3. Consult patient and/or caregivers to develop a mutual agreement regarding the plan of care.
4. Identify indications/ additional needs for consultation with other professionals & appropriate referrals.
5. Select the interventions that are safe, realistic and meet the specified functional goals and outcomes in the plan of care: - (a) identify precautions and contraindications, (b) provide evidence for patient-centered interventions that are identified and selected, (c) define the specificity of the intervention (time, intensity, duration, and frequency).
6. Measure and monitor patient response to intervention and modify elements of the plan of care and goals in response to changing patient/client status, as needed.
7. Establish criteria for discharge based on patient goals and current functioning and disability.

## **C] COMPETENCY IN PHYSIOTHERAPEUTIC INTERVENTION:**

Important influences on neuromuscular physiotherapy management choices may include but not limited to:

1. Diverse settings of care including critical, acute, long term, rehabilitation, and community care;
2. Lifespan issues ranging from the neonatal stage to those associated with aging
3. Life style modification for diseases and for prevention.
4. Skill of application of physical and electrical agents for relief of acute & chronic pain and swelling.
5. Facilitation, re-education and training of muscle strength, endurance & motor control, posture and gait through skillful use of various therapeutic exercise techniques with appropriate therapeutic gymnasium equipment.
6. Skill of application of Neurotherapeutic modes of improving neuromuscular strength, endurance, movement control, coordination.
7. Functional training in self care, home, work (job, school and play), community and leisure activities



## **CLINICAL SKILLS:**

### **Learning of facilitatory and inhibitory Neurotherapeutic techniques related to adult and paediatric neurological conditions**

- Sensory testing – Sensory Re-education
- MMT / voluntary control – muscle re-education
- Use of appropriate electrical modalities for muscle reeducation / pain relief
- Management of tone
- Postural assessment & postural correction
- Transfer training
- Functional re-education
- Gait assessment- gait training
- Co-ordination testing & training
- Strategies for balance training
- Fitness training for patients having neurological problems.
- Use of outcome measures & quality of life questionnaire.


### **Presentation & documentation of 8 cases for patient management using ICF model as following:**

(Assessment, Evaluation, Diagnosis, Prognosis, Intervention, Outcome)

- 1) U.M.N. lesion – **4** cases: Stroke / S.C.I. / Traumatic brain injury / Degenerative disorders / Demyelinating disorders etc...
- 2) L.M.N. lesion – **2** cases: Peripheral nerve injuries / Brachial plexus injury / G.B.S. etc.
- 3) Pediatric neuro-**2** cases: C.P. / Myopathies / Meningocele etc.

## **RECOMMENDED TEXT BOOKS:**

1. Cash's Text book for Physio Therapist in Neurological disorders-Jaypee bros.
2. Proprioceptive Neuro muscular Facilitation – Herman Kabat
3. Practical Physical Therapy – Margaret Hollis
4. Therapeutic exercise – O'Sullivan
5. "Right in the middle" – Patricia Davis
6. Stroke rehabilitation – Margaret Johnstone
7. Paediatric Physiotherapy – Roberta Shepherd.




### **RECOMMENDED REFERENCE BOOKS:**

1. Neurological rehabilitation – Darcy Umphred
2. Paediatric physical therapy – Stephen Tecklin
3. Brain's disorders of Nervous system
4. Paediatric Physiotherapy – Sophie Levitt  
Neurological Rehabilitation - Optimising Motor Performance – Carr and Shepherd

### **SCHEME OF UNIVERSITY EXAMINATION**


<b>THEORY</b> 80 MARKS + I.A. – 20 MARKS		<b>Marks</b>
* The question paper will give appropriate weightage to all the topics in the syllabus.		<b>100</b>
<b>Section A –M.C.Qs.</b>	Q-1 - MCQs – based on MUST KNOW area [20x 1=20]	<b>20</b>
<b>Section B- S.A.Q.</b>	Q-2 - Answer any FIVE out of SIX [5 x 3 =15]	<b>30</b>
	Q-3- Answer any THREE out of FOUR [3 x 5 =15]	
<b>Section C -L.A.Q.</b>	* Based on topics- structured question based on ICF model with emphasis to goal setting and treatment intervention  Q-4] L.A.Q Compulsory  U.M.N. condition (adult / paediatric)) - 15 marks  Q-5] L.M.N. condition (adult / paediatric) - 15 marks OR Q-5] L.M.N. condition (adult / paediatric) - 15 marks  L.A.Q. should give break up of 15 marks e.g. [ 3 +5+7]	<b>30</b>
<b>Total Marks</b>		<b>80</b>



<b>PRACTICAL</b> 80 MARKS + I.A. – 20 MARKS		<b>Marks</b>
		<b>100</b>
<b>LONG CASE</b>	a. Subjective and Physical Examination -10 marks b. Evaluation and Physical therapy diagnosis (ICF) – 10 marks c. Plan of care - Goal setting – 10 marks d. Demonstration of any one important test and treatment intervention on patient – 15 marks [To be evaluated in cognitive, psychomotor and affective domains.]	<b>45</b>
<b>SHORT CASE</b>	One Short case on: Demonstrations of two physiotherapy intervention skills for effective patient management 2 x 10 marks	<b>20</b>
<b>SPOTS</b>	5 spots - (5 x2 Marks= 10 Marks) 3 minutes for each spot E.M.G./N.C. Studies / Orthoses/ Protheses & Neurological assessment, Scales	<b>10</b>
<b>JOURNAL</b>	Documentations- Assessment, Evaluation, Diagnosis, Prognosis, Intervention of Case along with I.C.F.	<b>5</b>
<b>Total Marks</b>		<b>80</b>

**INTERNAL ASSESSMENT:**

1. **Two exams – Terminal and preliminary examination (Theory & Practical) of 80 marks each TOTAL - 160 marks**
2. **Internal Assessment to be calculated out of 20 marks.**
3. **In Practicals of Terminal & Preliminary examinations, Spots will be of 15 marks instead of 10 marks ( 3 marks X 5), No marks will be allotted for the journal in Terminal & Preliminary examinations**
4. **Internal assessment (Theory) as per University pattern.**



# CARDIO-VASCULAR & RESPIRATORY PHYSIOTHERAPY

(INCLUDING CRITICAL CARE)


(Didactic–60HRS + Clinical 140HRS) **TOTAL 200 HRS**

## COURSE DESCRIPTION:

This course includes a study of applied anatomy and physiology of the Cardiovascular and Respiratory system along with pathological changes and patho-mechanics of the system. It discusses relevant tests and measures for determining impairment and differentiating the diagnosis based on the specificity and sensitivity of the assessment instruments as related to patients with disorders of the Cardiovascular and Respiratory system.

Cardiovascular and Respiratory Physiotherapy focuses on maximizing functional independence and well-being. This course uses a patient-centered model of care with multi-system assessment, evidence based interventions and a significant patient education component to promote healthy active lifestyle and community-based living. The candidate will have a sound understanding of theory, scientific evidence and best practices in the areas of the Cardio vascular and Respiratory System including critical care, Psychosocial Sciences, Movement Sciences and Physiotherapy.

Sr. No.	Topics	Didactic Hours	Practical/Lab Hours	Total Hours
1	<b>REVIEW OF BASIC APPLIED ANATOMY &amp; PHYSIOLOGY</b>	3		3
2	<b>INVESTIGATION AND EXERCISE TESTING</b>	4	10	14
3	<b>EXERCISE PHYSIOLOGY</b>	5	10	15
4	<b>PHYSIOTHERAPY SKILLS</b>	8	34	42
5	<b>APPLICATION OF ICF MODEL</b>	2		2
6	<b>PHYSIOTHERAPY MANAGEMENT</b>	20	53	73
7	<b>CARDIAC REHABILITATION</b>	4	10	14
8	<b>PULMONARY REHABILITATION</b>	2	5	7
9	<b>ICU EVALUATION &amp; MANAGEMENT</b>	8	12	20
10	<b>INTRODUCTION TO FUNCTIONAL SCALES</b>	2	1	3
11	<b>BASIC LIFE SUPPORT (C.P.C.R.)</b>	2	5	7
	<b>TOTAL</b>	<b>60</b>	<b>140</b>	<b>200</b>



## **OBJECTIVES:**

At the end of the course, the student will be able to:

### **Cognitive:**


- a. Identify and analyze cardio-vascular & pulmonary dysfunction in terms of bio-mechanical, and Bio-physical basis and correlate the same with the Health condition, routine electrophysiological, radiological, and biochemical investigations and arrive at appropriate Physical therapy diagnosis using WHO-ICF tool (Disability, Functioning and contextual factors) with clinical reasoning.
  
- b. Plan, prescribe appropriate, safe physiotherapy interventions with clinical reasoning for and prevention of impairments, activity limitations, participation restrictions and environmental barriers related to cardio-vascular & pulmonary dysfunction in acute care settings, at home , work place, in society & in leisure activities.

### **Psychomotor:**

- a. Utilise skills such as executing exercise tests, PFT, Ankle brachial index, arterial & venous insufficiency tests
- b. Utilise psychomotor skills to implement appropriate bronchial hygiene therapy, therapeutic exercise, electrotherapeutic modalities, CPR, Intensive (critical) care, joint and soft tissue mobilisations, offering ergonomic & energy conservation advice for patients with cardio-vascular & pulmonary dysfunction.
- c. Utilise the knowledge about contextual factors to enhance capacity and performance of activities and participation in society
- d. Utilise the skill to deliver cardiac, pulmonary & vascular rehabilitation


### **Affective:**

- a. Develop behavioral skills and humanitarian approach while communicating with patients, relatives, society at large and co-professionals
- b. Develop bed side behavior, respect & maintain patients' confidentiality




## SYLLABUS

Sr. No.	Topics	Didactic Hours	Practical/ Lab Hours	Total Hours
1	<b>REVIEW OF BASIC APPLIED ANATOMY &amp; PHYSIOLOGY</b>	3		3
	<ul style="list-style-type: none"> <li>a. Pulmonary Anatomy &amp; Physiology</li> <li>b. Cardiac anatomy &amp; Physiology</li> <li>c. Cardiac and Respiratory Pharmacology</li> <li>d. Biomechanics of Thorax (Revision)</li> </ul>			
2	<b>INVESTIGATION AND EXERCISE TESTING</b>	4	10	14
	<ul style="list-style-type: none"> <li>a. Investigation &amp; Clinical Implication - X-ray, PFT, ABG, ECG, ABI, claudication time, pulses, auscultation, postural hypotension</li> <li>b. Stress testing                             <ul style="list-style-type: none"> <li>i. 6 Minute Walk test &amp; Harward Step test Skill &amp; Interpretation</li> <li>ii. Shuttle Walk Test &amp; Modified Bruce Protocol (should be interpretation only)</li> </ul> </li> </ul>			
3	<b>EXERCISE PHYSIOLOGY</b>	5	10	15
	<ul style="list-style-type: none"> <li>a. Nutrition (Bioenergetics)</li> <li>b. Total energy expenditure (MET) sources</li> <li>c. Acute and chronic adaptation to exercise</li> <li>d. Complication of bed rest/ Immobilization &amp; prevention</li> <li>e. Aerobic &amp; Anaerobic Training,</li> <li>f. Principles of Exercise Prescription</li> </ul>			




Sr. No.	Topics	Didactic Hours	Practical/ Lab Hours	Total Hours
4	<b>PHYSIOTHERAPY SKILLS</b>	8	34	42
	<ul style="list-style-type: none"> <li>a. Bronchial Hygiene Therapy- Postural Drainage, Forced Expiratory Technique, ACBT, Autogenic Drainage</li> <li>b. Adjunct Therapy – Flutter &amp; PEP Therapy</li> <li>c. Therapeutic positioning to improve ventilation &amp; perfusion matching,</li> <li>d. Therapeutic positioning to alleviate dyspnoea</li> <li>e. Nebulisation &amp; Humidification,</li> <li>f. Lung Expansion Therapy</li> <li>g. Neurophysiologic facilitation of respiration</li> <li>h. Electrotherapeutic modalities for pain, swelling, &amp; wound healing.</li> <li>i. Therapeutic exercise program to alleviate pain, to achieve mobility, to correct posture and improve peripheral circulation.</li> <li>j. Therapeutic exercise program to strengthen respiratory muscles</li> <li>k. Deliver Ergonomic advice, energy conservation advice, Home exercise Program, &amp; modifications of contextual factors.</li> <li>l. Applied Yoga in Cardio-respiratory conditions</li> </ul>			
5	<b>APPLICATION OF ICF MODEL</b>	2	-	2
	<ul style="list-style-type: none"> <li>a. To plan effective Short term and long term goals to enhance functioning of Cardiovascular &amp; Respiratory Dysfunction</li> <li>b. Set patient specific goals and expected outcome within time frame with clinical reasoning</li> <li>c. Documentation</li> </ul>			






Sr. No.	Topics	Didactic Hours	Practical/Lab Hours	Total Hours
6	<b>PHYSIOTHERAPY MANAGEMENT in :</b>	<b>20</b>	<b>53</b>	<b>73</b>
	<b>a. Medical &amp; Surgical Cardiovascular Diseases</b> <ol style="list-style-type: none"> <li>i. Hypertension</li> <li>ii. I.H.D. , Myocardial Infarction</li> <li>iii. Valvular Heart Disease</li> <li>iv. Congenital</li> <li>v. Acquired</li> <li>vi. Thrombosis, Phlebitis and Phlebothrombosis</li> <li>vii. Varicose Veins and ulcers</li> <li>viii. Other Arterial disorders</li> </ol>	4	5	9
	<b>b. Obstructive &amp; Restrictive Respiratory disorders</b> <ol style="list-style-type: none"> <li>i. Bronchitis</li> <li>ii. Emphysema</li> <li>iii. Bronchial Asthma</li> <li>iv. Cystic Fibrosis</li> <li>v. Occupational lung diseases</li> <li>vi. Interstitial Lung Diseases</li> </ol>	2	10	12
	<b>c. General Respiratory Infection</b> <ol style="list-style-type: none"> <li>i. Tuberculosis</li> <li>ii. Pneumonia</li> <li>iii. Lung Abscess</li> <li>iv. Bronchiectasis</li> <li>v. Pneumothorax</li> <li>vi. Hydropneumothorax</li> <li>vii. Atelectasis</li> <li>viii. Pleuritis</li> <li>ix. Pleural Effusion</li> <li>x. Empyema &amp; other Pleural Disorders</li> </ol>	2	10	12
	<b>d. Neonatal &amp; Paediatric Respiratory Infection</b> <ol style="list-style-type: none"> <li>i. ARDS</li> <li>ii. Meconium aspiration</li> <li>iii. Pneumonitis</li> <li>iv. Pneumonia</li> <li>v. Childhood Asthma</li> <li>vi. Cystic fibrosis and chronic lung disease</li> </ol>	2	4	6




Sr. No.	Topics	Didactic Hours	Practical/Lab Hours	Total Hours
	<b>e. Pulmonary Surgeries</b> Traumatic and Surgical conditions of Chest, Lung, Pleura and Mediastinum	2	4	6
	<b>f. General abdominal &amp; Oncological Surgeries</b> i. Pre and Post Operative care ii. Complication & Management.	2	5	7
	<b>g. Burns (Head Face neck &amp; thoracic, inhalation burns)</b> Acute care Management Only	1	5	6
	<b>h. Diabetic &amp; Vascular Ulcers/ Amputations (Stump care only)</b>	2	4	6
	<b>i. Metabolic Syndrome</b> i. Diabetes (Mellitus & Insipidus) ii. Obesity	2	4	6
	<b>j. Musculoskeletal dysfunction</b> i. Flail chest ii. Scoliosis iii. Kyphosis	1	2	3
7	<b>CARDIAC REHABILITATION (A.H.A./A.C.S.M. guidelines)</b>	<b>4</b>	<b>10</b>	<b>14</b>
	a. Definition, b. Indications, Contraindications c. Phases( I,II,III,& IV) d. Outcome Measures			
8	<b>PULMONARY REHABILITATION (A.A.C.V.P.R. /A.T.S. guidelines)</b>	<b>2</b>	<b>5</b>	<b>7</b>
	a. Definition, b. Indications c. Contraindications d. Components of management e. Outcome measures			
9	<b>I.C.U. EVALUATION &amp; MANAGEMENT</b>	<b>8</b>	<b>12</b>	<b>20</b>
	a. Basic evaluation b. Principles of ICU Monitoring c. Mechanical Ventilator modes d. Suctioning & Humidification e. Therapeutic intervention in i. Tetanus, Head Injury,			
<b>Sr. No.</b>	<b>Topics</b>	<b>Didactic Hours</b>	<b>Practical/Lab Hours</b>	<b>Total Hours</b>
	ii. Pulmonary Oedema,			



	iii. Multiple Organ Failure, iv. Neuromuscular Disease, v. Smoke Inhalation, vi. Poisoning, vii. Aspiration near Drowning, viii. A.R.D.S. ix. Shock x. Guillan Barre Syndrome xi. Spinal Cord Injury & Other Acute respiratory Disorders			
10	<b>INTRODUCTION TO FUNCTIONAL SCALES</b>	<b>2</b>	<b>1</b>	<b>3</b>
	a. Generic and disease specific b. Patient's perception of his disability and functioning and correlating the same with therapist evaluation			
11	<b>BASIC LIFE SUPPORT (C.P.C.R.)</b>	<b>2</b>	<b>5</b>	<b>7</b>

S. No.	PRACTICAL
1	Positioning, breathing control strategies (e.g. Pursed Lip Breathing, Sustained Maximal Inspiration, deep breathing), ventilator muscle training. Relaxation training, positioning, early mobilization.
2	Airway clearance techniques, Suctioning, use of mechanical assistive devices (e.g. Positive Expiratory Pressure, Flutter, Vest, etc.), postural drainage and percussions, coughing maneuvers, medication delivery e.g. Nebulization ,oxygen
3	Physical handling Techniques (e.g. positioning and donning, doffing, fitting and adjusting Stockings for vascular disorders, bandaging , dressing, taping, splints and orthotics pertaining to cardiovascular and pulmonary impairments)
4	PNF for breathing facilitation and inhibition.
5	Ability to use a variety of exercise/movement equipment (e.g. treadmill, heart rate monitor, Oximeter, pressure biofeedback unit, free weights, balance boards, theraballs, etc)
6	Prescription and education: aerobic, endurance and interval exercise training, resistance (strength, Endurance and power) training, flexibility training. Formulating cardiac, pulmonary rehabilitation programme
7	Develop skills to monitor compliance of the client in executing rehabilitation program & identifying comorbid & contextual factors affecting it.
8	Familiarity and skill of use of various monitoring and treatment equipments in ICU.
9	Use of physical and electrical agents for pain relief and wound care
10	Skill of administering basic life support




## **CLINICAL COMPETENCIES:**

### **A] COMPETENCY IN ASSESMENT AND CLINICAL REASONING :**

Student should be able to apply the ICF framework in selecting measurement tools to ensure a holistic approach to evaluation of body structure and function, activities , participation; and select and administer assessment/evaluation tools and techniques suitable for the patient's problems and condition(s) based on the best available evidence and interpret the information obtained demonstrating evidence-based decision-making and safe handling technique such as:

1. Risk factor screening (Red flags & Yellow flags).
2. Assessment of Cardiovascular &Respiratory dysfunction.
3. Interpretation of Radiological, Haematological and Biochemical investigations.
4. Aerobic fitness and Functional performance testing as appropriate
5. Identification and quantification of environmental and home barriers and facilitators
6. Identification and analysis of body mechanics during self-care, home management, work, community, tasks, or leisure activities.
7. Identification and analysis of ergonomic performance during work (job/school/play)
8. Assessment of Quality of Life through use of appropriate questionnaire and generic or disease-specific scales (nice to know)
9. Identification and prioritization of impairments in body functions and structures, and activity limitations and participation restrictions to determine specific body function and structure, and activities and participation towards which the intervention will be directed.
10. State the evidence (patient/client history, lab diagnostics, tests and measures and scientific literature) to support a clinical decision.
11. Determine the predicted level of optimal functioning and the time required to achieve that level.
12. Recognize barriers that may influence the achievement of optimal functioning within a predicted period and devise ways to overcome them when possible.



## **B] COMPETENCY IN DEVELOPING PLAN OF CARE:**


Student should be able to:

1. Identify patient goals and expectations.
2. Design a Plan of Care with measurable, prioritized and time bound functional goals (short-term and long-term)
3. Consult patient and/or caregivers to develop a mutual agreement regarding the plan of care.
4. Identify indications/ additional needs for consultation with other professionals & appropriate referrals.
5. Select the interventions that are safe, realistic and meet the specified functional goals and outcomes in the plan of care: (a) identify precautions and contraindications, (b) provide evidence for identified and selected patient-centered interventions that are identified and selected, (c) define the specificity of the intervention (time, intensity, duration, and frequency).
6. Measure and monitor patient response to intervention and modify elements of the plan of care and goals in response to changing patient/client status, as needed.
7. Establish criteria for discharge based on patient goals and current functioning and disability.

## **C] COMPETENCY IN PHYSIOTHERAPEUTIC INTERVENTION:**

Important influences on Cardiovascular & Respiratory physiotherapy management choices may include but not limited to:

1. Diverse settings of care including critical, acute, long term, rehabilitation, and community care
2. Lifespan issues ranging from the neonatal stage to those associated with aging;
3. Life style modification for diseases and for prevention.
4. Skill of application of physical and electrical agents for relief of acute & chronic pain and swelling.
5. Facilitation, re-education and training of muscle strength, endurance & motor control, posture and gait through skilful use of various therapeutic exercise techniques with appropriate therapeutic gymnasium equipment.
6. Skill of application of therapeutic modes of improving cardiovascular & respiratory performance. Functional training in self care, home, work (job, school and play), community and leisure activities



**Documentation:****Presentation & Documentation of 8 cases for patient management using ICF Model as following:**

(Assessment, Evaluation, Diagnosis, Prognosis, Intervention, Outcome)

1. Medical Respiratory condition
2. Paediatric respiratory condition
3. Thoracic Surgical condition
4. Cardiac Medical condition
5. Cardiac Surgical condition
6. Peripheral vascular disorders
7. Burns of Head, Neck & Face (Acute phase only)
8. Abdominal surgical condition

**RECOMMENDED TEXT BOOKS**

1. Cash's Textbook for Physiotherapists in Chest, Heart & Vascular diseases
2. Cash's text book in General Medicine & Surgical conditions for Physiotherapists
3. Chest Physical therapy & pulmonary rehabilitation -- Donna Frown Filter
4. Brompton's hospital guide
5. Physiotherapy in respiratory and cardiac problem - Pryor and Prasad
6. Physiotherapy in Cardio – Vascular rehabilitation – Webber
7. Chest physiotherapy in intensive care Colin Mackenzie
8. Mechanical ventilation – Ashfaq Hasan
9. Management of Mechanical ventilation – Pierce

**RECOMMENDED REFERENCE BOOKS**

1. Exercise & the Heart – Wenger
2. ECG – P.J. Mehta
3. Cardiopulmonary Physical Therapy -- Irwin Scott
4. Fundamental of respiratory care - Egan's
5. Essential of cardio pulmonary physical therapy – Hillgass And Sodosky
6. Exercise physiology, energy, nutrition and human performance – M'cardle
7. Exercise testing and prescription - Skinner
8. Exercise in health and disease-Pollock



## SCHEME OF UNIVERSITY EXAMINATION

<b>THEORY</b>		<b>Marks</b>
80 MARKS + I.A. – 20 MARKS * The question paper will give appropriate weightage to all the topics in the syllabus.		<b>100</b>
<b>Section A –M.C.Qs.</b>	Q-1 -MCQs – based on MUST KNOW area [20x1= 20]	<b>20</b>
<b>Section B- S.A.Q.</b>	Q-2 - Answer any FIVE out of SIX [5 x 3 = 15]	<b>30</b>
	Q-3- answer any THREE out of FOUR [3 x 5 = 15]	
<b>Section C-L.A.Q.</b>	* Based on topics - ICF model.	<b>30</b>
	Q-4] L.A.Q - 15 marks	
	Q-5] (RESPIRATORY SYSTEM) - 15 marks	
	OR	
	Q-5] (CARDIO VASCULAR SYSTEM) - 15 marks	
	L.A.Q. should give break up of 15 marks – e.g. [ 3 +5+7]	
<b>Total Marks</b>		<b>80</b>

<b>PRACTICAL</b>		<b>Marks</b>
80 MARKS + I.A. – 20 MARKS		<b>100</b>
<b>LONG CASE</b>	a. Subjective and Physical Examination -10 marks	<b>45</b>
	b. Evaluation and Physical therapy diagnosis (ICF) – 10 marks	
	c. Plan of care - Goal setting – 10 marks	
	d. Demonstration of any one important test and treatment intervention on patient – 15 marks [Student will be evaluated in cognitive, psychomotor and affective domains.]	
<b>SHORT CASE</b>	One Short case on: Demonstrations of two physiotherapy intervention skills for effective patient management 2 x 10 marks	<b>20</b>
<b>SPOTS</b>	(5 spots x 2 Marks = 10 Marks) Chest/Cardiac X-ray, ABG, PFT, ECG, Adjunct/devices	<b>10</b>
<b>JOURNAL</b>	Documentations- Assessment, Evaluation, Diagnosis, Prognosis, Intervention of Case along with ICF	<b>5</b>
<b>Total Marks</b>		<b>80</b>

### INTERNAL ASSESSMENT:

- Two exams – Terminal and preliminary examination (Theory & Practical) of 80 marks each **TOTAL - 160 marks**
- Internal Assessment to be calculated out of 20 marks.
- In Practicals of Terminal & Preliminary examinations, Spots will be of 15 marks instead of 10 marks (3 marks X 5). No marks will be allotted for the journal in Terminal & Preliminary examinations.
- Internal assessment (Theory) as per University pattern.



# COMMUNITY PHYSIOTHERAPY

(Didactic 85 hrs + Clinical 115 hrs) **TOTAL 200 HRS**

## COURSE DESCRIPTION:

Community Physiotherapy describes the roles & responsibilities of the Physiotherapist as an efficient member of the society. This component introduces the Physiotherapist to a proactive preventive oriented philosophy for optimization & betterment of health.

Community Physiotherapy is not apart from the other sections of Physiotherapy described in this syllabus. In fact, it is the in-depth application of these same aspects viz. Musculoskeletal, Neurological & Cardio Vascular & Respiratory to the entire society. This is done by understanding the sections & sub sections of the societies, the national & international health policies, role of Government & Non Government Organizations.

The applications of Community Physiotherapy are not limited to conditions & dysfunctions but as attributed to promotion of Health & rehabilitation in Communities like Elderly, Women, and Occupational Health etc.

Sr. No.	Topic	Didactic Hours	Clinical Hours	Total Hours
1	<b>HEALTH PROMOTION</b>	10	15	<b>25</b>
2	<b>WOMEN'S HEALTH</b>	20	20	<b>40</b>
3	<b>GERIATRICS HEALTH</b>	20	20	<b>40</b>
4	<b>REHABILITATION</b>	11	20	<b>31</b>
5	<b>HEALTHCARE DELIVERY &amp; DISASTER MANAGEMENT</b>	04	-	<b>04</b>
6	<b>INDUSTRIAL HEALTH</b>	20	20	<b>40</b>
7	<b>SYNOPSIS</b>	-	20	<b>20</b>
<b>TOTAL</b>		<b>85</b>	<b>115</b>	<b>200</b>

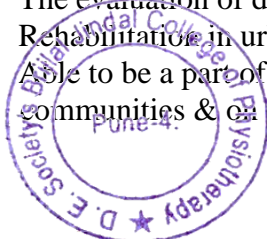
## OBJECTIVES:

At the end of the course the student shall:

### Cognitive:

Be able to describe:

- The general concepts about health, disease and physical fitness.
- Physiology of aging process and its influence on physical fitness.
- National policies for the rehabilitation of disabled – role of PT.
- The strategies to access prevalence and incidence of various conditions responsible for increasing morbidity in the specific community – role of PT in reducing morbidity, expected clinical and functional recovery, reasons for non-compliance in specific community environment & solution for the same.
- The evaluation of disability and planning for prevention and rehabilitation.
- Rehabilitation in urban and rural set up.
- Able to be a part of decision making team regarding the policies for the welfare of special communities & on issues of disability





**Psychomotor:**


- a) Be able to identify with clinical reasoning the prevailing contextual {e.g. environmental and psycho-social cultural} factors, causing high risk responsible for various dysfunctions and morbidity related to sedentary life style and specific community like women, children, aged as well as industrial workers and describe planning strategies of interventional policies to combat such problems at community level.
- b) Be able to gain the ability to collaborate with other health professionals for effective service delivery & community satisfaction
- c) Utilize the research methodology knowledge for formulation of a research question (synopsis)

**Affective:**


Be an empathetic health professional, especially for those in the community, who is away from the health institutions and having difficulty in healthcare access

**SYLLABUS**

Sr. No.	Topics	Didactic Hours	Field Hours	Total Hours	
1	<b>HEALTH PROMOTION</b>	<b>10</b>	<b>15</b>	<b>25</b>	
	a. W.H.O. definition of health and disease.	01			
	b. Health Delivery System – 3 tier	01			
	c. Physical Fitness: definition and evaluation related to:	08			
	i. Effect in Growing Age	02			
	ii. Effect in Obesity	02			
	iii. Physical Fitness in women - Pregnancy, Menopause, Osteoporosis	02			
	iv. Physiology of Aging – Related to physiological changes in Aging	02			
	Preventive Measures in all the above groups of community with their related complications of physiological changes, growth, degenerative changes and lifestyle diseases.				




Sr. No.	Topics	Didactic Hours	Field Hours	Total Hours
2	<b>WOMEN'S HEALTH</b>	<b>20</b>	<b>20</b>	<b>40</b>
	a. Women in India.	1		
	b. Social issue having impact on physical Function.	1		
	c. Legal rights and benefits related to health.	1		
	d. Anatomical & Physiological variations associated with pregnancy & menopause.	8		
	e. Antenatal, post natal care, advice on labour positions, pain relief.	4		
	f. Urogenital dysfunction, prolapse, incontinence, malignancy and their therapeutic interventions.	5		
3	<b>GERIATRICS</b>	<b>20</b>	<b>20</b>	<b>40</b>
	a. Senior citizens in India	1		
	b. NGO's and Health related Legal rights and benefits for the elderly.	1		
	c. Institutionalized & Community dwelling elders	1		
	d. Theories of Aging	3		
	e. Physiology of ageing: Musculoskeletal, neurological, Cardio respiratory, metabolic changes	12		
	f. Scheme of evaluation & role of PT in Geriatrics.	2		
4	<b>CONCEPTS OF REHABILITATION</b>	<b>11</b>	<b>20</b>	<b>31</b>
	a. Disability- evaluation, types, prevention.	2		
	b. Rehabilitation- definition, types {Institutional, Reach out and Community }	1		
	c. National policies for rehabilitation of	1		
	d. Rehab Team work: Medical practitioner, P.T. / O.T., A.S.T., P.&O., Clinical psychologist, and vocational counselors and social workers.	2		
	e. CBR – Role of Physiotherapy & Physiotherapist	1		
	f. CBR strategies in: <ul style="list-style-type: none"> <li>i. Urban area e.g. UHC, community centre, clubs, mahila mandals, Social centers, Schools, industries, sports centers.</li> <li>ii. Rural area- by using PHC / rural hospital, district hospital infrastructure. Loco motor aids using local resources.</li> </ul>	4		
5	<b>INTRODUCTION TO DISASTER MANAGEMENT</b>	<b>2</b>		<b>2</b>



Sr. No.	Topics	Didactic Hours	Field Hours	Total Hours
6	<b>INDUSTRIAL HEALTH</b>	<b>20</b>	<b>20</b>	<b>40</b>
	a. Introduction to Industrial Health: Definition, Model of Industrial Therapy (Traditional Medical & Industrial Model)	4		
	b. Worker Care Spectrum:			
	i. Ability Management – Job analysis:- Job description, Job demand Analysis, Task Analysis, Ergonomics Evaluation, Injury Prevention, Employee Fitness Program.	5		
	ii. Disability Management: - Acute care, Concept of Functional Capacity assessment, Work Conditioning, Work Hardening.	5		
	iii. Environmental stress in the industrial area – accidents due to	3		
	a) Physical agents e.g. heat/cold, light, noise, vibration, UV radiation, ionizing radiation.			
	b) Chemical agents- inhalation, local action and ingestion.			
	c) Mechanical hazards-overuse/fatigue injuries due to ergonomic alternation and ergonomic evaluation of work place.			
	iv. Mechanical stresses:	3		
	a) Sedentary table work-executive’s clerk.			
	b) Inappropriate seating arrangement-vehicle drivers.			
	c) Constant standing- watchman, defense forces, surgeons.			
	d) Over execution in labourer’s-stress management.			
	e) Psychological hazards e.g. monotonicity and dissatisfaction in job, anxiety of work completion with quality, Role of PT. in industrial set up and stress management relaxation modes.			

### PROJECT SYNOPSIS

Students have to select a study to be done under the guidance of a teacher of any subject related to physiotherapy. After the finalization of the topic, he/ she has to decide the methodology of the study to be done (which has to be undertaken during the internship) Student will present defend the synopsis of this study to be done during the University Practical examination of Community Physiotherapy.




<b>CLINICAL</b>		<b>- 115 hrs</b>
1	UHC & PHC visits, Industrial Visit, Geriatric Home Visit	
2	Institutional adoption of close by area/ vicinity.	
3	Perform surveys in adopted localities for ANC, disability, exercises & health promotion, preventive aspects for smoking/ alcohol/ drugs in youth etc.	
4	Students may make a case dependent evaluation proforma/ questionnaire.	

### **RECOMMENDED TEXT BOOKS**

1. Physiotherapy in Gynecological & Obstetrical conditions –Mantle
2. Therapeutic Exercise – Kisner
3. Text book of Community Health for Physiotherapists – Bhaskar Rao
4. Geriatrics Physiotherapy – Andrew Guccione
5. Industrial Therapy – Glenda Key
6. Text of Physiotherapy for obstetrics and Gynecology – G.B. Madhuri & Pruthvish

### **RECOMMENDED REFERENCE BOOKS**


1. Mural K F –Ergonomics: Man in his working environment
2. Exercise Physiology- Mc'Ardle
3. Musculoskeletal Disorders in work place: Principle & Practice- Nordin
4. Andersons Pope
5. Indian Social Problem Vol 2 – G R Madan
6. Status of Disabled in India -2000-RCI publication
7. Legal Rights of disabled in India- Gautam Bannerjee
8. ICF –WHO Health Organisation 2001 publication
9. Preventive & Social Medicine – Park
10. Training in the Community for the people with disability – Hallender Padmini Mendes
11. Disabled Village Children-- David Werner
12. Chorin C & M Desai, C Gonsalves, 1999, Women & the Law, Vol. I & II Socio - legal Information Centre Mumbai
13. Astrand P A Rodahe K- Text book of Work Physiology
14. Women's Health – Sapsford



## SCHEME OF UNIVERSITY EXAMINATION


<b>THEORY</b> 80 MARKS + I.A. – 20 MARKS * The question paper will give appropriate weightage to all the topics in the syllabus.		<b>Marks</b>
		<b>100</b>
<b>Section A-M.C.Qs.</b>	Q-1 -MCQs – based on MUST KNOW area [ 1 x 20] [Rehab - 4, Women’s Health- 4, Health Promotion - 4, Geriatrics - 4, Industrial - 4.]	<b>20</b>
<b>Section B- S.A.Q.</b>	Q-2 - Answer any FIVE out of SIX [5x 3 = 15] Q-3- Answer any THREE out of FOUR [3 x 5 =15]	<b>30</b>
<b>Section C-L.A.Q.</b>	* Based on topics - Health Promotion / Women’s Health /Geriatrics /Industrial Health. Q-4] L.A.Q - 15 marks Q-5] - 15 marks OR Q-5] - 15 marks LAQ should give break up of 15 marks – e.g. [ 3 +5+7]	<b>30</b>
<b>Total Marks</b>		<b>80</b>

<b>PRACTICAL</b> 80 MARKS + I.A. – 20 MARKS		<b>Marks</b>
		<b>100</b>
<b>LONG CASE</b>	Rehabilitation/ Women’s Health / Geriatric/ Industrial Health / Health Promotion.	<b>50</b>
<b>PROJECT SYNOPSIS</b>	(Synopsis can be on any topic to be done during Internship project/ monogram (Musculoskeletal, Neurosciences, Cardio Respiratory or Community). [Introduction, Aims & Objectives, Methods & Methodology & Review of Literature Expected]	<b>25</b>
<b>JOURNAL</b>	1. 1 cases each of Rehabilitation, Health Promotion, Industrial Health, Women’s Health & Geriatrics (Total 5 cases only) 2. Documentation of visits (Minimum One) to either Industry, Geriatric Home, Community assessment	<b>5</b>
<b>Total Marks</b>		<b>80</b>



## **INTERNAL ASSESSMENT:**

- 1. Two exams – Terminal and preliminary examination (Theory & Practical) of 80 marks each      TOTAL - 160 marks**
- 2 Internal Assessment (Theory) as per University pattern.**
- 3. A. Practical examination for Terminal examination to be taken with 2 Long Cases of 40 marks each.**  
**B. Practical examination for Preliminary examination to be taken with 1 Long Case of 50 marks & Project Synopsis for 30 marks.**
- 4. Internal Assessment to be calculated out of 20 marks.**



# PRINCIPLES OF BIOENGINEERING

(COLLEGE EXAMINATION)

(Didactic 27 hrs + Practical /Laboratory-03 hrs) **TOTAL 30 HRS**

## COURSE DESCRIPTION:

The course is designed to give knowledge & application of biomechanical principles related to Orthotics & Prosthetics. Students will also learn the principles of the prescription & the checkout procedures of aids & appliances as per the physical dysfunction of the person. They will learn to fabricate simple splints.

## OBJECTIVES:

At the end of the course, the candidate shall

### Cognitive:


- a) Acquire knowledge about biomechanical principles of application of variety of aids & appliances used for ambulation, protection & prevention.
- b) Acquire in brief knowledge about various material used for splints/ Orthoses & prostheses and their selection criteria

### Psychomotor:

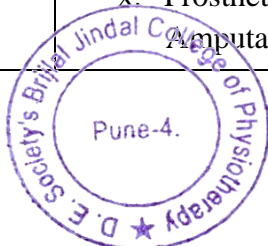
Acquire the skill of fabrication of simple splints made out of Low cost material

## SYLLABUS

Sr. No.	TOPIC	Didactic Hours
1.	<b>Introduction to bioengineering-</b> Classification of Aids & appliances (Splints/ Orthoses for spine, upper & lower limb; Prostheses for Lower limbs & Upper limbs)	1
2.	<b>Biomechanical principles in designing of appliances &amp; assessment; Procedures for static &amp; dynamic alignment of the Orthoses &amp; Prostheses:</b>	26
	a. Introduction to Orthotics, Solid Ankle foot Orthoses (AFO)	1
	b. Articulated AFO, Various Shoe modifications	1
	c. Knee Ankle Foot Orthoses (KAFO)	1
	d. Knee Orthoses (KO)	1
	e. Hip Knee Ankle Foot orthoses (HKAFO), Hip Orthoses (HO)	1



Sr. No.	TOPIC	Didactic Hours
	f. Fracture Bracing and Flexible Lumbo-sacral Orthoses (LSO) and Thoraco-Lumbo-sacral Orthoses (TLSO)	1
	g. Rigid TLSOs and Cervical Orthoses (CO)	1
	h. Orthotic mgmt. of Scoliosis, Milwaukee and low profile scoliosis orthoses, Scheuermann's Kyphosis & Osteoporosis	1
	i. Orthoses for LBP, Introduction to Upper limb Orthotics and Shoulder orthoses (SO)	1
	j. Shoulder (SO), Elbow Orthoses (EO) & Wrist Hand Orthoses (WHO)	2
	k. Introduction to Gait in relation to the use of Orthoses / Prostheses	1
	l. Prosthetic management of Forefoot amputees	1
	m. Prosthetic management of Syme's and hind foot Amputees	1
	n. Below Knee Prosthesis & Prosthetic foot pieces	1
	o. Alignment of Below Knee Prosthesis and gait deviations	1
	p. Prosthetic Knees and Knee Disarticulation mgmt.	
	q. Above Knee Prosthesis, alignment, gait deviations	1
	r. AK Checkouts, Prosthetic mgmt. of Hip Disarticulation, hemipelvectomy, Bilateral amputees and Congenital cases	1
	s. Introduction to Upper Limb Prosthetics, Prosthetic mgmt. of Partial Hand amputees	2
	t. Cosmetic Prostheses for all levels of Amputations	1
	u. Task Specific Prostheses, Prosthetic mgmt. of Wrist Disarticulation, Myoelectric Below Elbow prosthesis	2
	v. Body Powered Below Elbow Prostheses and its components	1
	w. Harnessing in BE	1
	x. Prosthetic mgmt. of Elbow Disarticulation and Above Elbow Amputation.	1






3.	<b>Project:</b> Temporary splints: To fabricate ONE splint each [to use P.O.P, aluminum strips /sheets /wires rubber bands, Rixin, Orfit,etc]	3
	Splinting- Practical Demonstration of the following a) Cock up (dorsal/volar ) b) Outrigger, c) Opponence splint d) Anterior and posterior guard splints for gait training, e) Foot drop splint f) Facial splint g) Mallet Finger Splint h) C bar for 1st web space of hand	

### RECOMMENDED REFERENCE BOOKS

1. Orthotics in Functional Rehabilitation of Lower limb- Deborah A. Nawoczenski, Marcia E. Epler
2. Orthotics –clinical Practice and Rehabilitation Technology- Published by- Churchill Livingstone
3. Atlas of Orthotics- Biomechanical principles and application (American Academy of Orthopedic Surgeons)- The C. V. Mosby Company

### SCHEME OF COLLEGE EXAMINATION

<b>THEORY ONLY: 50 MARKS</b>		<b>Marks</b>
[There shall be no LAQ in this paper] * The question paper will give appropriate weightage to all the topics in the syllabus.		<b>50</b>
<b>Section A-Q-1</b>	MCQs – based on MUST KNOW area [20 x1]	<b>20</b>
<b>Section-B-Q-2 &amp; Q3</b>	SAQ-to answer any FIVE out of SIX [5 x 3 ]	<b>15</b>
	SAQ – to answer any THREE out of FOUR [3 x 5 ]	<b>15</b>
<b>Total Marks</b>		<b>50</b>
<b>Passing in the exam is Mandatory</b> Grades: A+ = 75% & above, A = 66 to 74.5%, B + = 55 to 65 %, B = 50 to 54.5%, C = less than50%.		



# RESEARCH METHODOLOGY AND BIostatISTICS

## (COLLEGE EXAMINATION)

[DIDACTIC: 30 HRS]

### COURSE DESCRIPTION:

To provide the students with the necessary concepts of statistics to enable them to realize a research project in the field of Physiotherapy. It involves selection of appropriate statistical techniques to address questions of medical and physiotherapeutic relevance; selects and applies appropriate statistical techniques for managing common types of medical / physiotherapeutic data. It uses various software packages for statistical analysis and data management. It interprets the results of statistical analyses and critically evaluates the use of statistics in the medical literature. It communicates effectively with statisticians and the wider medical community, in writing and orally through presentation of results of statistical analyses. It explores current and anticipated developments in medical statistics as applied to physiotherapists. It is designed to teach entry-level physical therapy students the fundamentals of reading and understanding research methods, design, and statistics.


### OBJECTIVES:

At the end of the study of this subject the student should be able to:


1. Enumerate the steps in Physiotherapy research process.
2. Describe the importance & use of biostatistics for research work.
3. Acquire skills of reviewing literature, formulating a hypothesis, collecting data, writing research proposal etc.

## SYLLABUS

Sr. No.	Topics	Didactic Hours
<b>1</b>	<b>RESEARCH IN PHYSIOTHERAPY</b>	<b>5</b>
	a. Introduction b. Research for Physiotherapist: Why? How? When? c. Research – Definition, concept, purpose, approaches d. Internet sites for Physiotherapists.	
<b>2</b>	<b>RESEARCH FUNDAMENTALS</b>	<b>5</b>
	a. Define measurement b. Measurement framework c. Scales of measurement d. Pilot Study e. Types of variables f. Reliability & Validity g. Drawing Tables, Graphs, Master chart	
Sr. No.	Topics	Didactic Hours




<b>3</b>	<b>WRITING A RESEARCH PROPOSAL</b>	<b>3</b>
	<ul style="list-style-type: none"> <li>a. Defining a problem</li> <li>b. Review of Literature</li> <li>c. Formulating a question, Operational Definition</li> <li>d. Inclusion &amp; Exclusion criteria</li> <li>e. Methodology- Forming groups Data collection &amp; method for analysis</li> <li>f. Informed Consent Steps of documentation – Title to Scope of study</li> </ul>	
<b>4</b>	<b>RESEARCH ETHICS</b>	<b>2</b>
	<ul style="list-style-type: none"> <li>a. Importance of Ethics in Research</li> <li>b. Main ethical issues in human subjects' research</li> <li>c. Main ethical principles that govern research with human subjects</li> <li>d. Components of an ethically valid informed consent for research.</li> </ul>	
<b>5</b>	<b>OVERVIEW OF STUDY DESIGNS</b>	<b>3</b>
	<ul style="list-style-type: none"> <li>a. Observational- <ul style="list-style-type: none"> <li>i. Descriptive-Case study/ series, Cross sectional, Normative, Correlational</li> <li>ii. Analytical; case control, cohort</li> </ul> </li> <li>b. Experimental- True &amp; quasi experimental</li> </ul>	
<b>6</b>	<b>SAMPLING</b>	<b>3</b>
	<ul style="list-style-type: none"> <li>a. Random and non-random sampling.</li> <li>b. Various methods of sampling – simple random, stratified, systematic, cluster and multistage. Sampling and non-sampling errors and methods of minimizing these errors.</li> </ul>	
<b>7</b>	<b>BASIC PROBABILITY DISTRIBUTIONS AND SAMPLING DISTRIBUTIONS</b>	<b>2</b>
	<ul style="list-style-type: none"> <li>a. Concept of probability and probability distribution.</li> <li>b. Normal, Poisson and Binomial distributions, parameters and application.</li> <li>c. Concept of sampling distributions.</li> <li>d. Standard error and confidence intervals.</li> <li>e. Skewness and Kurtosis</li> </ul>	



<b>Sr. No.</b>	<b>Topics</b>	<b>Didactic Hours</b>
<b>8</b>	<b>TESTS OF SIGNIFICANCE</b>	<b>3</b>
	a. Basics of testing of hypothesis – Null and alternate hypothesis, type I and type II errors, level of significance and power of the test, p value. b. Tests of significance (parametric) - t – test (paired and unpaired), Chi square test and test of proportion, one way analysis of variance. c. Repeated measures analysis of variance. d. Tests of significance (non-parametric)-Mann-Whitney u test, Wilcoxon test, e. Kruskal-Wallis analysis of variance. Friedman’s analysis of variance.	
<b>9</b>	<b>CORRELATION AND REGRESSION</b>	<b>1</b>
	Simple correlation – Pearson’s and Spearman’s; testing the significance of correlation coefficient, linear and multiple regressions.	
<b>10</b>	<b>STATISTICAL DATA</b>	<b>2</b>
	Tabulation, Calculation of central tendency and dispersion, Using software packages, Analysis, Presentation of data in diagrammatic & Graphic form	
<b>11</b>	<b>RESEARCH REPORT</b>	<b>1</b>
	Overview, Types and Publication	


### RECOMMENDED TEXT BOOK

1. Methods in Biostatistics - B.K. Mahajan
2. Research for physiotherapist-Hicks



## SCHEME OF COLLEGE EXAMINATION

<b>THEORY : 50 Marks</b>		<b>Marks</b>
[There shall be no LAQ in this paper]		<b>50</b>
* The question paper will give appropriate weightage to all the topics in the syllabus.		
<b>Section A-Q-1</b>	MCQs – based on MUST KNOW area [20 x1]	<b>20</b>
<b>Section-B-Q-2 &amp; Q3</b>	SAQ-to answer any FIVE out of SIX [5 x3]	<b>15</b>
	SAQ – to answer any THREE out of FOUR [3 x5]	<b>15</b>
<b>Total Marks</b>		<b>50</b>
<b>Passing in the examination is Mandatory</b>		
Grades: A+ = 75% & above, A = 66 to 74.5%, B + = 55 to 65 %, B = 50 to 54.5%, C = less than 50%.		



## SCHEME OF EXAMINATIONS AT A GLANCE – IV B.P.Th.

Subjects	<u>UNIVERSITY EXAMINATIONS</u>						<u>COLLEGE LEVEL EXAMS</u> (Theory only)
	Theory			Practical			
	University	I.A.	Total	University	I.A.	Total	
<b>Musculoskeletal Physiotherapy</b>	80	20	100	80	20	100	---
<b>Neuro Physiotherapy</b>	80	20	100	80	20	100	---
<b>Cardio-Vascular &amp; Respiratory Physiotherapy</b>	80	20	100	80	20	100	---
<b>Community Physiotherapy</b>	80	20	100	80	20	100	---
<b>Professional Practice &amp; Ethics</b>	---	---	---	---	---	---	50
<b>Administration, Management &amp; Marketing</b>	---	---	---	---	---	---	50
<b>Principles of Bioengineering</b>	---	---	---	---	---	---	50
<b>Research Methodology &amp; Biostatistics</b>	---	---	---	---	---	---	50
<b>Total</b>	<b>320</b>	<b>80</b>	<b>400</b>	<b>320</b>	<b>80</b>	<b>400</b>	<b>200</b>

\*\*\*\*\*



*Jany*

**PRINCIPAL**  
D. E. Society's Brijlal Jindal  
College of Physiotherapy  
Pune



**Maharashtra University of Health Sciences**

**Syllabus**

**(Post Graduate)**


**Faculty – Allied Health Sciences**

**Master of Physiotherapy**

**(02 Years)**

**Approved by Academic Council on dated 18/09/2019**

**vide Resolution No. 110/2019**



# Master of Physiotherapy (MPT)

## Aim:

The Master of Physiotherapy (specialty) Programme is directed towards rendering competency in knowledge, skills and research related to advance physiotherapeutic skills especially related to speciality clinical fields to enhance professional Physiotherapy Practice, Education and Research, in line with global standards.

## Course outline:

The Masters' degree in Physiotherapy is a two year full time programme consisting of classroom teaching, self academic activities and clinical postings, with self directed evidence based practice and research. In the first year theoretical basis of physiotherapy is refreshed along with research methodology, biostatistics & teaching technology in the form of workshops and modules. The students have to submit certificate for completion of compulsory modules related to professional ethics, research methodology and teaching technology within the first six months of admission. The students are rotated in all areas of clinical expertise including four months of allied postings and remaining months of specialty postings during this period. They are required to choose their study for dissertation and submit a synopsis within the first 4 months. They are required to complete and submit their dissertation as per university notification prior to exam. The learning program includes seminars, journal reviews, case presentations, case discussions and classroom teaching. Some of the clinical postings may be provided at other reputed centers in the country in order to offer a wider spectrum of experience. The students are encouraged to attend conferences, workshops to enhance their knowledge during the course of study. University examinations in theory and practicals will be held at the end of second year.

## Specialities Offered:

1. Musculoskeletal Physiotherapy
2. Neuro Physiotherapy
3. Cardio vascular & Respiratory Physiotherapy
4. Community Physiotherapy
5. Sports Physiotherapy

**Duration :** Master of Physiotherapy (MPT) (Speciality) shall be full time course with duration of two academic years.

**Medium of instruction:** English shall be the medium of instruction for all the subjects for studies and for examination of the course. **Faculty/Guide to Student Ratio: - 1 : 3**





### **Eligibility for admission:**


1. He/she has passed the Bachelor of Physiotherapy recognized by any Indian University (except distance education and Agriculture University) with pass marks (50%).
2. He/she has to furnish at the time of submission of application form, a certificate of physical fitness from a registered medical practitioner.
3. Admission to Master of Physiotherapy course shall be made as per the rules by the competent authority. Entrance test will be conducted as per the rules by competent authority.

**Objectives:** At the completion of this course, the student should be able to -

1. Do a physical therapy diagnosis using a frame work of ICF that is to identify the impairment of body structure, body function, environmental and personal factors and to address the activity limitations and participations restrictions.
2. Execute all routine physiotherapeutic procedures with clinical reasoning & evidence based practice.
3. Be a prominent member of the multidisciplinary team and treat all the conditions which need physiotherapeutic procedures.
4. Provide adequate knowledge about the treatment procedures and their benefits.
5. Perform independent physiotherapy assessment and treatment for patients.
6. Plan and implement need based physiotherapy interventions for all clinical conditions related to respective speciality in acute, chronic cases, critical care, independent practice including health promotion and prevention.
7. Practice in his / her specialty area with advanced knowledge and skills.
8. Take up physiotherapy teaching assignments under supervision for undergraduate teaching programme.
9. Prepare project proposal with selected research design and interpret the evaluated outcome measures (using sound data processing techniques and statistical methods).

### **Expectation from the future post-graduate in providing patient care.**

1. Course work includes exercise physiology, principles of physiotherapy practice, electrophysiology and specialties. The student will be skilled in Physical Therapy Diagnosis, clinical reasoning, movement analysis, planning and administration of physiotherapy treatment **as per the speciality**, linking evidence to practice, evaluating provision of patient support and being an integral part of inter-professional team.
2. Acquire in-depth knowledge of structure and function of human body related to the respective branch of specialty. Identify movement dysfunction cause thereof principles underlying the use of physiotherapeutic interventions for restoring function towards normalcy.



3. Demonstrate ability to make clinical decision (based on evaluation) regarding Physiotherapy strategy techniques and select appropriate outcome measures based on the comprehensive knowledge of specialty.
4. Demonstrate ability to critically appraise recent physiotherapeutic and related literature from journals & adopt diagnostic & therapeutic procedures based on the evidence.
5. The student will also perform independent research within the department and help the department and the team for treatment planning of the patient.
6. Physiotherapy post-graduate is encouraged to pursue further qualification to attain senior position in the professional field; also to keep abreast with the advances and new technology the professional should opt for continuous professional education credits offered by national and international institutes.
7. Employment opportunities can be found in hospitals in both private and public sectors as well as in independent physiotherapy clinics and as well as teaching institutes.
8. Demonstrate an expertise in using evidence-based skill in the management of disorders including movement dysfunction in concerned specialty.
9. Demonstrate an expertise in health promotion, early identification and intervention for quality of life & restoration of function.
10. Planning and implementation of treatment programme adequately and appropriately for all clinical conditions, common as well as rare, related to respective specialty, in acute and chronic stage, in intensive care, indoor, outdoor and institutional care, independent practice, on fields of sports and in community and during disaster situations.
11. Demonstrate proficiency in creating awareness, using newer technology, at various levels in community for healthcare & professional awareness.
12. Demonstrate leadership, managerial, administrative & communication skills.
13. Demonstrate the knowledge of legislation applicable to compensation for functional disability welfare schemes & rights of the disabled, laws related to industrial workers & disabled & appropriate certification.
14. Demonstrate proficiency in classroom and clinical teaching using newer and appropriate technology.
15. Follow the ethical code of conduct and respect law and legislations

### **Methods of training:**

The training of postgraduate for MPT degree shall be on a whole time pattern with graded responsibilities towards physical therapy diagnosis/functional diagnosis and in the management and treatment of patients entrusted to his / her care and completion of research project. The participation of all the students in all facets of educational process and patient care is essential. Every candidate should perform self directed evidence based autonomous practice and take part in seminars, group discussions, clinical rounds, care demonstrations, clinics, journal review meetings, CMEs and workshops. Every candidate should be required to participate in the teaching and training programs of undergraduate students. Training should include involvement in laboratory experimental work and research studies.

**Attendance:** 90% attendance is mandatory for each year. The student needs to fulfill minimum of 8 hours duty six days a week.

**Vacation or preparatory leaves:** Full-time post graduate students should be able to take up maximum upto 10 working days of vacation or preparatory leave or sick leave during the academic year, over and above statutory holidays declared by the institute provided that it

- Does not compromise the academic progress of a student's studies;
- Does not compromise the progress of the research; and
- Is agreed upon by the student and his/her supervisor or guide well in advance (usually one month).
- In case of institutes providing stipend it would be to the discretion of the institute to grant leave.
- Leave should be taken at times that do not interfere with students' course work and their research responsibilities within the department.
- Professional leave to attend conference and university directed modules can be granted for maximum of three days at a time.

**Assessment:**

University Exams will be conducted in theory and practical at the end of two years.

**Passing Criteria:**

**Eligibility for appearing for Exams**

The candidate should have completed Research Methodology and biostatistics, Ethics, Administration and Professional Practice and Teaching technology module in the first six months following admission. The candidate should have 90% attendance and completed the dissertation work.

**Submission of synopsis:** Every candidate shall submit to the Registrar of the University in the prescribed proforma, a synopsis containing particulars of proposed dissertation work within four months from the date of commencement of the course or on or before the dates notified by the University. The synopsis shall be sent through the proper channel after approval of institutional ethics committee. Such synopsis will be reviewed and the dissertation topic will be registered by the University.

**Dissertation:** Every candidate presenting himself / herself for the examination for the first time shall submit, at least four months prior to the university examination, copies of a dissertation not less than 2500 words consisting of the result of his/her own study carried out under the guidance of a recognized post graduate teacher together with review of recent advances pertinent to that theme. The acceptance of the dissertation by the examiners shall be a condition precedent to the admission of the candidate for the written & clinical (practical) examination. Dissertation should be based on the specialty subject.

A candidate who has submitted his/her dissertation once will not be required to submit a fresh dissertation if he/she re-appears for the examination in the same branch on a subsequent occasion provided that the examiners have accepted the dissertation.

The Degree or Master of Physiotherapy (speciality) shall not be conferred upon a candidate unless he/she has passed in the written and clinical examination (including viva voce) and the dissertation prescribed for the examination in accordance with the provision.

## **Log Book**


Every candidate shall maintain a log book and record his/her participation in the clinical postings and programmes conducted by the department. Record in the log book will contain report of attendance and documentation as per MUHS guidelines. Log book as duly certified as "Acceptable & Satisfactory" and signed by Head of department, Head of Institution and Guide should be submitted to the university with the examination form or as directed by the university.

**Progress Report:** The attendance and progress report scrutinized and certified by the Head of the Department, Head of the Institution and Guide to be submitted to the university at every six months from the commencement of academic term after the cut off dates from admission. Copy of the same to be submitted with the exam form.

## **Clinical Rotation:**

**The student is expected to complete 4 months of Allied posting (posting in clinical area other than chosen speciality) and remaining months of speciality posting in order to complete the desired course work. Dissertation work has to be carried out in the area of speciality posting. Ninety percent (90%) attendance is required for minimum of 8 hours a day for 6 days of week.**

**Scheduled outline shall be maintained as minimum standard for MPT program with higher order of teaching and learning process. The student is expected to revise the basic requirement of undergraduate syllabus of physiotherapy course in the form of self directed learning.**



# Syllabus

Syllabus Content from A to C (compulsory Modules to be completed in the first six months of commencement of academic term) would be common for all specialities. In the residency period the post graduate physiotherapy professional is expected to work and contribute in the acute care unit, clinical set-up, out -patient, community and field work.

**A. Professional Practice, Ethics and Administration:-** This module has to be completed in the form of a module in the first four months after commencement of academic year. Attendance and certificate of participation is to be submitted along with the synopsis as a mandatory requirement. The module component should be as under- (History, Laws, Ethics, Administration, Professional practice)

1. Development of Physiotherapy Profession

2. Laws governing physiotherapy practice

3. Ethical issues in practice of physiotherapy-Clinical, Research and Academics.

Ethics in Physiotherapy practice, clinical and research, code of conduct for safe disciplined practice – legal aspect, Rights and responsibility of physiotherapist and client, PWD Act. Rules and regulations governing physiotherapy practice- National & International Administration, legislation, rules and regulations governing physiotherapy practice- National & International.

4. Administration - Physiotherapy Management in Hospital, community & Industry. Principles of management, planning, organisation, budget, policy procedures and quality assurance. Setting up a physiotherapy department.

5. Physiotherapist as a leader and manager.

6. Scope of Physiotherapy in Hospital, Community & Industry and Future challenges in physiotherapy.

7. Roles of the physiotherapist as per WCPT/WHO

8. Standards for practice for physiotherapist and the criteria as competency statements

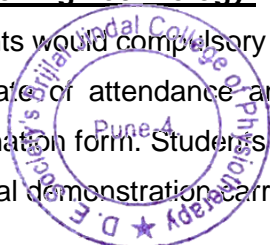
9. Communication skills, leadership quality & teamwork. Importance of documentation, types of documentation systems, documentation of professional assessment including International Classification of Functioning Disability & Health (ICF) format.

10. Professionalism

11. Align physiotherapy objectives with the goals of national health

## **B. Teaching Technology:**

Students would compulsory undergo training in teaching technology as approved by MUHS. The certificate of attendance and participation should be submitted to the university along with examination form. Students are required to submit in the log book number of teaching sessions, practical demonstration carried out under supervision.



Pedagogy, Kirk- Patrick model, Theories of adult learning, Formal and non-formal – Philosophy of health education, Curricular Planning. Teaching - Learning methods, Interactive Learning, methods to facilitate learning, use of audio-visual aids, clinical teaching, methods of assessment of student learning.

Post graduate students should be trained in oral presentation and preparation of posters.

**C. RESEARCH METHODOLOGY AND BIOSTATISTICS** : To be completed in the form of a module in the first four months after commencement of academic year. Attendance and certificate of participation is to be submitted along with the synopsis as a mandatory requirement.

### **RESEARCH METHODOLOGY**

1. Introduction to research
2. Types of research
3. Defining a research question
4. Qualitative study designs: Grounded theory and Phenomenological methods.
5. Use of Delphi process
6. Quantitative study
7. Type I and type II bias
8. Study design: types
  - a. Case study, Case series, longitudinal cohort, Pre post design, Time series design, repeated measures design, Randomized control design.
9. Sampling design, calculating minimum sample size based on design
10. Measurement: Properties of measurement: reliability, validity, responsiveness, MCID.
11. Outcome measures: Use of outcome measures in rehabilitation research
12. Research Methods: Designing methodology, Reporting results,
13. Communicating research.
14. Evaluating published research: looking at the evidence
15. Introduction to evidence based practice, evaluating evidence,
16. Asking clinical questions
17. Translating of evidence into practice: strategies
18. Use of clinical practice guidelines, clinical pathways, prediction rules to inform practice.

### **APPLIED BIOSTATISTICS**

1. Descriptive Statistics and measurement variability
2. Statistical inference
3. Comparison of group means: T-test
4. Analysis of variance
5. Multiple comparison tests
6. Non parametric tests
7. Correlations

8. Regression
9. Analysis of frequencies: Chi square
10. Statistical measure of reliability
11. Power analysis – Determining sample size
12. Epidemiological Measures – Rate, Ratio, Proportion, Incidence and prevalence, Relative risk, Risk ratio, Odds ratio.

### **SCIENTIFIC WRITING**

1. Definition and kinds of scientific documents – Research paper, Review paper, Book, Reviews, Thesis, Conference and project reports (for the scientific community and for funding agencies).
2. Publication – Role of author, Guide, Co-authors.
3. Structure, Style and contents; Style manuals (APA, MLA); Citation styles: Footnotes, References; Evaluation of research
4. Significance of Report writing; Different steps in Report writing; Mechanics and precautions of writing research reports Oral and poster presentation of research papers in conferences/symposia; Preparation of abstracts.
5. Structure of Thesis and Content – Preparing Abstracts.

Students should be encouraged for writing a narrative review or case reports and preparing manuscripts.

## **Applied Physiotherapeutics Paper I:**


### **Applied Biomechanics & Clinical Kinesiology.**

1. Normal and applied Biomechanics of Tissues and structures of the body systems (includes biomechanics of musculoskeletal system).
2. Applied and altered physiology of functions of the body system
3. Clinical kinesiology of posture and gait
4. Ergonomic Approach to lifting and handling, transfer techniques, workspace and environment modification, increasing accessibility, capacity and performance
5. Movement analysis
6. Laboratory evaluation of kinetics and kinematics
7. Neurophysiology of Pain, Mechanisms of Referred Visceral Pain, Central mechanism and processing of Pain, Multi-segmental Innervations

To be completed in the form of symposium, tutorial, lab work and clinical practice

### **Exercise Physiology & Nutrition:**

1. Energy, Energy Transfer and Energy Expenditure at rest, activity and disease
2. Physiology of Movement
3. Responses and Adaptations of various systems to Exercise and training.





4. Environmental influence on Performance.
5. Body composition, nutrition and caloric balance and performance
6. Physiological variations with exercise and training.
7. Components of exercise programming.
8. Fatigue assessment and scientific organization of work-rest regimes to control fatigue.
9. Introduction to Sports sciences and sports medicine
10. Psychological aspects of exercise
11. Nutritional requirements and supplementation in health and disease.
12. Benefits of exercise in health and disease
13. Exercise Advocacy for common population

To be completed in the form of symposium, tutorial, lab work and clinical practice.  
Students are expected to maintain personal level of fitness.

#### **Electrophysiology and electro diagnosis:**

1. Clinical decision making in electrotherapeutics -characteristics and components of Electro therapeutic stimulation systems and Electro Physiological assessment devices.
2. Instrumentation for neuromuscular electrical stimulation.
3. Muscles plasticity in response to electrical stimulation.
4. Electrical stimulation and its effects on various systems.
5. Clinical Electro physiological testing and clinical interpretation
6. Use of electrodiagnosis in prognostification
7. EMG and Biofeedback

To be completed in the form of symposium, tutorial , exercise lab and clinical practice.

### **Applied Physiotherapeutics Paper II**

#### **Physiotherapy Functional Diagnosis & Clinical reasoning:**

1. Clinical examination in general and detection of movement dysfunction.
2. Principles of pathological investigations and imaging techniques related to neuromuscular-skeletal and cardiopulmonary disorders with interpretation.
3. Developmental screening, motor learning –motor control assessment.



4. Anthropometric measurements.
5. Physical fitness assessment - Body composition, Flexibility, Muscle strength, endurance, Cardio-respiratory endurance. Skills, Testing of agility- balance, co-ordination.Evaluation of health related fitness and performance based measurements.
6. Evaluation Methods, Special tests used in Musculoskeletal, Neurological and Cardiopulmonary disorders.
7. Biophysical measurements, physiotherapy modalities, techniques and approaches.
8. Aids and appliances, adaptive functional devices to improve movement dysfunction.
9. Physical disability evaluation and disability diagnosis.
10. Evaluation of Posture and Gait abnormalities with reasoning
11. Pain (assessment, modulation and management of pain)  
Assessment of Pain and Symptoms: Sources of Pain, Types of Pain, Comparison of Systemic Versus Musculoskeletal Pain, Patterns, Characteristics of Viscerogenic Pain, Screening for Emotional and Psychologic Overlay, Pain modulation using electrotherapy
12. Assessment and clinical decision making in elderly
13. Basic investigations to identify system abnormalities
14. Identification of scope of practice and referral
15. Introduction to Screening for Referral in Physiotherapy
16. Using the Screening Model, Reasons to Screen, Screenings and Surveillance, Diagnosis by the Physiotherapist, Differential Diagnosis versus Screening
17. Direct Access, Red flags and Physician referral
18. Decision-Making Process Case Examples and Case Studies.
19. .Physical assessment as a screening tool to identify the source of symptoms :General systems screening and examination, including endocrine, metabolic, immunologic systems, Screening for Systemic Versus Psychogenic Symptoms
20. Introduction to the interviewing process: Concepts in Communication ,Cultural Competence, The Screening Interview ,Subjective Examination , Core Interview ,Hospital Inpatient Information.
21. Integrating ICF into clinical practice
22. Assessing functioning and Quality of life

The above to be completed in the form of clinical skills during case presentation, and clinical posting, laboratory work

### **Evidence based Practice:**

1. Sacketts -steps in evidence based practice- theory and practicals.
2. Performing a literature search
3. Critically appraising evidence, RCT, Systematic review, other studies
4. Shared decision making
5. Linking evidence to practice

The above to be completed in the form of clinical skills during case presentation, clinical practice and critical appraisal and review of literature



## **Advanced Physiotherapeutic approaches :**

1. Maternal and child care in general physiotherapy.
2. Principles of Neurological approaches, Theories of motor control and motor learning.
3. Pharmacodynamics and activity performance.
4. Advanced theories and application of Therapeutic exercise.
5. Application of advanced electrotherapy modalities & techniques on patients, monitoring of dosages and winding up procedure. Safety considerations in electrotherapy
6. Ergonomic consideration during physiotherapy.
7. Preparing Plan of care to achieve functioning , discharge, social participation
8. Physiotherapy for health and stress management.
9. Manual therapy, soft tissue mobilizations and its application
10. Physiotherapy perspective in onco rehab, Disaster management and emergency, Plastic Surgery and burns, common conditions of skin, Obstetric and Gynecological Disorders
11. CPR, monitoring systems and defibrillators and artificial respirators.
12. Integration of Yoga in Physiotherapy for Health promotion and Dysfunction
13. Community practice in physiotherapy
14. Alternative therapies

The student is expected to review evidences, Guidelines, Statements of various national and international committess /societies and bodies.

## **Speciality Syllabus:**

### **Residency in Speciality subjects**

#### **Musculoskeletal Physiotherapy**

#### **Advances in Musculoskeletal Physiotherapy – (Part I)**

(Musculo-skeletal Dysfunctions of the Upper Quadrant)

(Upper Quadrant includes cervical spine, thoracic spine, shoulder girdle and upper extremities)

1. Anatomical, Physiological and Biomechanical basis for assessment of movement dysfunctions of the upper quadrant
2. Patho-physiological and Patho-mechanical basis for management of movement dysfunctions of the upper quadrant
3. Clinical decision making skills in evaluation & management of all pediatric, adult and geriatric dysfunctions of the upper quadrant
4. Advances in functional diagnostic procedures & various outcome measures relevant to musculo-skeletal dysfunctions of the upper quadrant
5. Patho-biological mechanisms of pain; Recent advances in pain evaluation and management




6. Advances in the field of Manual Therapy
7. Principles of musculo-skeletal health and performance related fitness and Physiotherapeutic management of musculo-skeletal injuries & dysfunctions in various sports
8. Principles of assessment of industrial fitness and assessment & management of musculoskeletal dysfunctions related to various industries.
9. Ergonomics in Musculo-skeletal dysfunction of the upper quadrant.
10. Assistive technology used for stability and mobility to enhance function.
11. Therapeutic application of Yogasanas for musculoskeletal health and fitness (upper quadrant)
12. Evidence based practice to formulate effective assessment and treatment program
13. Evaluation of disability
14. Legislation and social care.
15. Assessment, clinical reasoning and management of Integumentary impairments due to musculoskeletal dysfunction
16. Pharmacotherapeutics in musculoskeletal conditions and its relevance in physiotherapy
17. Clinical decisions for lower quadrant function in presence of upper quadrant dysfunction

### **Advances in Musculoskeletal Physiotherapy –(Part II)**

#### **(Musculo-skeletal Dysfunctions of the Lower Quadrant)**

##### **(Lower Quadrant includes lumbar spine, sacrum, pelvis and lower extremities)**

1. Anatomical, Physiological and biomechanical basis for assessment of movement dysfunctions of the lower quadrant
2. Pathophysiological and Pathomechanical basis for management of movement dysfunctions of the lower quadrant
3. Clinical decision making skills in evaluation & management of all pediatric, adult and geriatric dysfunctions of of the lower quadrant
4. Advances in functional diagnostic procedures & various outcome measures relevant to musculo-skeletal dysfunctions of the lower quadrant
5. Pathobiological mechanisms of pain; Recent advances in pain evaluation and management
6. Advances in the field of Manual Therapy
7. Principles of musculo-skeletal health and performance related fitness and Physiotherapeutic management of musculo-skeletal injuries & dysfunctions in various sports
8. Principles of assessment of industrial fitness and assessment & management of musculoskeletal dysfunctions related to various industries.
9. Ergonomics in Musculo-skeletal dysfunction of the lower quadrant
10. Assistive technology used for stability and mobility to enhance function.



11. Therapeutic application of Yogasanas for musculoskeletal health and fitness (lower quadrant)
12. Evidence based practice to formulate effective assessment and treatment program.
13. Evaluation of disability.
14. Legislation and social care.
15. Assessment and management of Integumentary impairments due to musculoskeletal dysfunction.
16. Clinical decisions for upper quadrant function in presence of lower quadrant dysfunction

### **CLINICAL POSTING**

#### **Second year**

Acute care & Rehabilitation in Musculoskeletal dysfunctions: Indoor and Outdoor patients

#### **Neuro Physiotherapy**

#### **Advances in Neurophysiotherapy - (Part I)**


This paper will focus on advances in theory and practices in paediatric neurological conditions

1. Gross and fine motor development skills, posture and gait examination and functional performance.
2. Facilitation of development using appropriate skills in a neurologically disabled child.
3. Congenital and acquired disorders affecting growth and development of child.
4. Advanced skills in assessment of paediatric neuropathological, neuropsychological and neurosurgical conditions.
5. Advanced Physiotherapy approaches – Neurophysiological principles, skills of handling invarious approaches and rationale for effective management.
6. Clinical decision making and evidence based practice to formulate effective assessment and treatment program
7. Theories of motor control and learning, perceptuomotor and sensory issues in children
8. Early identification of paediatric neurological disorders and early intervention skill.
9. Role of Physiotherapy in progressive paediatric neurological conditions, management of terminally ill child
10. Role of Physiotherapy in Neonatal intensive care units
11. Social integration of child in school and community – measures to ensure – attitudinal, environmental, manpower, assistive technology, legislation and support
12. Assessment, clinical reasoning and management, of Integumentary and other system impairments due to neuromusculoskeletal dysfunction.
13. Pharmacotherapeutics in neurological conditions and its relevance in physiotherapy

#### **Advances in Neurophysiotherapy (Part II)**

This paper will focus on advances in theory and practices in adult neurological conditions

1. Neurodevelopment and neurophysiological approaches in Adult neurological conditions
2. Advance skills in assessment of adult neuro-pathological, neuropsychological and neurosurgical conditions



3. Various outcome measures and assessment methods used in geriatric & adult neurological conditions
4. Clinical decision making and evidence based practice to formulate effective assessment and treatment program
5. Advanced Neuro-therapeutic skills for management
6. Role of Physiotherapy in progressive neurological conditions, management of terminally ill patient.
7. Facilitation and coping up with problems associated with ageing.
8. Prevention of age related complications  
Social integration in community – measures to ensure – attitudinal, environmental, manpower, assistive technology, legislation and support
9. Pharmacotherapeutics in neurological conditions and its relevance in physiotherapy

### **CLINICAL POSTING**

#### **Second year**


Neonatal and Acute care and Rehabilitation of neuromedical and surgical disorders:  
Adult Neuro-medical, neurosurgical and OPD,  
Pediatrics Neuro-medical, neurosurgical and OPD,  
Early intervention.

### **Cardiovascular and Respiratory Physiotherapy**

#### **Advances in Cardiovascular and Respiratory Physiotherapy (Part I).**

##### **(Respiratory Physiotherapy)**

1. Structural, functional and Biomechanical basis for assessment and management of dysfunctions of the respiratory system and thorax throughout the life span.
2. Clinical reasoning in physiotherapeutic evaluation & management of all neonatal, pediatric, adult and geriatric dysfunctions of the respiratory system and thorax in acute care and in rehabilitation
3. Advances in functional diagnostic procedures & various outcome measures relevant to assess intervention to dysfunctions of thorax and respiratory system.
4. Interpretation and application of Investigations related to Respiratory and thoracic dysfunction and its relevance to physiotherapy.
5. Evidence based practice in management of Respiratory & Thoracic impairments & dysfunction.
6. Pulmonary rehabilitation
7. Ergonomics and energy conservation in Respiratory dysfunction and use of assistive devices to enhance function and performance.
8. Pathology of pain in medical and Post-surgical conditions related to thoracorespiratory dysfunction and advances in its evaluation and management

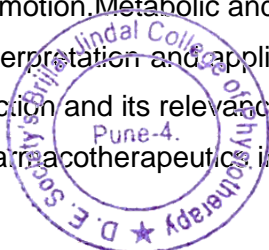


9. Clinical decision making and evidence based practice in physiotherapeutic evaluation & management of all medical, surgical and traumatic disorders across the life span in a critical care (ICU) setting
10. Management of the critically ill: knowledge of Airways -types & management Mechanical ventilator, use of Oxygen therapy; Physiotherapeutic Interventions in intensive care, weaning and ICU monitoring.
11. Postoperative respiratory care
12. Principles of health and performance, Risk stratification, Prevention and health promotion
13. Pharmacotherapeutics in respiratory condition and its relevance with physiotherapy

## **Advances in Cardiovascular and Respiratory Physiotherapy (Part II)**

### **(Cardiovascular Physiotherapy)**

1. Structural and functional and Biomechanical basis for assessment and management of dysfunctions of the circulatory system including peripheral vessels and mediastinum throughout the life span.
2. Clinical decision making skills in physiotherapeutic evaluation & management of all neonatal, pediatric, adult and geriatric dysfunctions of the cardiovascular including peripheral Vasculature system and mediastinum in acute care and rehabilitation
3. Advances in functional diagnostic procedures & various outcome measures relevant to assess intervention to dysfunctions of cardiovascular and peripheral vascular system.
4. Evidence based practice in assessment and management of cardiovascular and peripheral vascular dysfunction and failure
5. Ergonomics and energy conservation in cardiovascular dysfunction and use of assistive devices to enhance function and performance.
6. Pathology of pain in medical and surgical impairments related to cardiovascular dysfunction and advances in its evaluation and management
7. Clinical decision-making skills in physiotherapeutic evaluation & management of all medical, surgical and traumatic conditions across the life span in a critical care (ICU) setting
8. Management of the critically ill: knowledge of Airways -types & management Mechanical ventilator, use of Oxygen therapy; Physiotherapeutic Interventions in intensive care, weaning and ICU monitoring
9. Postoperative respiratory care
10. Cardiac Rehabilitation
11. Vascular rehabilitation
12. Principles of health and performance, Risk stratification, Prevention and health promotion. Metabolic and endocrinological disorders
13. Interpretation and application of Investigations related to Respiratory, cardiac and thoracic dysfunction and its relevance to physiotherapy.
14. Pharmacotherapeutics in cardiac condition and its relevance with physiotherapy.



15. Clinical decision-making skills in physiotherapeutic evaluation & management of Lifestyle disorders.
16. Cardio-Respiratory fitness testing and training in sports and diseases
17. Knowledge and skill of basic life support
18. Clinical reasoning, assessment and management of Integumentary and other system impairments due to cardiovascular and respiratory diseases

## **CLINICAL POSTING**

### **Speciality**

Acute care, Emergency units & Rehabilitation in Cardiovascular & Respiratory dysfunctions: Intensive care units, Cardiovascular & Respiratory, preventive cardiology, metabolic disorders and health promotion (Indoor & OPD), field visits.

## **COMMUNITY PHYSIOTHERAPY**

### **Advances in Community Physiotherapy – Part I (Essentials of Community Physiotherapy )**

1. Health and Illness; Levels of Healthcare & Fitness
2. Principles and practice of fitness training for health promotion in community
3. Basic Concepts of rehabilitation and foundations of rehabilitation
4. Institute based rehabilitation services and multi-disciplinary approach.
5. Methodology of CBR with reference to National Health Delivery system.
6. Role of National Institutes, District Rehabilitation Centre and Primary Health Centre (with appropriate exposure).
7. Public awareness to the various disabilities. Communications, Message generation and dissipation.
8. National and UN (United Nations) Legislations for persons with disability.
9. Disability detection and early intervention.
10. Appropriate Technology, Assistive devices used for Stability & Mobility to enhance function
11. Home exercise programs for various classifications of disabilities.
12. Physical fitness, stress management through yoga and psychosomatic approaches.
13. Principles and practice of Rehabilitation and outreach services including domiciliary services
14. Role of Government in CBR, inter-sectoral programs and co-ordination. Implementation of the Act.
15. Role of Non-Government organizations in CBR.
16. Community dynamics & scope of community physiotherapy.
17. Physiotherapist as a Master Trainer in CBR.
18. Role of Physiotherapist in disaster management





## **Advances in Community Physiotherapy – Part II (Women’s Health, Industrial Health and Geriatric Health)**

1. Evaluation and theories of aging; Assessment of the elderly;
2. Exercise prescription for the elderly; Psychosocial and safety issues in elderly
3. Geriatric Rehabilitation
4. Holistic physiotherapy for the aged.
5. Physiotherapy in maternal and child health care.
6. Women’s, Health: Women’s reproductive health and health care;
7. Exercise prescription in pre and post- natal stage;
8. Diagnosis and treatment of musculoskeletal pain and dysfunction during pregnancy
9. Diagnosis and treatment of musculoskeletal pain and dysfunction during post menopause.
10. Treatment of Incontinence and Pelvic floor dysfunction; Special problems related to women.
11. Occupational Health, Occupational Hazards, Industrial Hygiene, Vulnerable workers group and labor law;
12. Industrial therapy, Injury prevention and returning the worker to productivity
13. Ergonomics, Principles, Issues related to hand tools, posture, material handling and lifting
14. Prevention of work related Injuries and redesigning workspace, Designing auditory and visual displays for workers; Occupational stress; Environmental Pollution – noise, vibration etc.
15. Physiotherapy role in industry – preventive, intervention, ergonomic and rehabilitative.
16. Recent Advances in **Women’s Health, Industrial Health and Geriatric Health** in Community Physiotherapy.
17. Evidence Based Practice in Community Health.

### **Clinical Posting :**

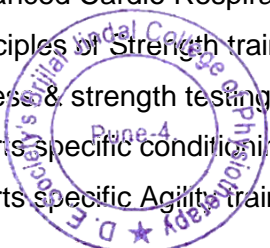
#### **Second year**

Gynecology and Obstetrics, antenatal postnatal OPD, geriatric OPD, PHC/CHC in Rural areas, Urban slums, Industry, Old Age Homes, Physical Rehabilitation Centers

#### **Sports Physiotherapy**

##### **Advances in Sports Physiotherapy – Part I**

- 1) Introduction to Sports sciences & exercise physiology
- 2) Terminology, methodology, rules, equipment, infrastructure of some common sports like Cricket, Football, Basketball, Tennis, Hockey, Track & Field, Aquatic Sports.
- 3) Body composition & analysis
- 4) Principles of Sports Biomechanics & Biomechanics of injury. Physics in sports: Biomechanics Of Running, Throwing, Swimming, Jumping. Advances In Biomechanics assessment: 2D, 3D
- 5) Advanced Cardio Respiratory Exercise Physiology
- 6) Principles of Strength training
- 7) Fitness & strength testing in sports
- 8) Sports specific conditioning
- 9) Sports specific Agility training






- 10) Sports equipments (including Gym equipments)
- 11) Psychological aspects in Sports
- 12) Doping & performance enhancing drugs.
- 13) Protective equipments in Sports including Orthotics Sports Traumatology:
- 14) Introduction to Sports Medicine
- 15) Introduction to Sports Injuries
- 16) Principles of Tissue healing
- 17) Soft tissue injuries of Lower limb (Hip, thigh, Knee, leg, ankle, foot problems & injuries)
- 18) Soft tissue injuries of Upper limb (Shoulder, arm, elbow, forearm, wrist, hand problems & injuries)
- 19) Fractures & Dislocations
- 20) Spinal injuries
- 21) Head injury in sports
- 22) Overuse injuries in Sports
- 23) Specific issues in Females, pediatric & elderly athletes
- 24) On-field assessment & decision making
- 25) Injury prevention in sports
- 26) Pharmacotherapeutics and its relevance with physiotherapy

### **Advances in Sports Physiotherapy – Part II**

- 1) Principles of Sports Injury Management
- 2) Management of Sporting Emergencies including emergency procedures, advanced assessment skills, care & management
- 3) Initial management of Acute sports injuries
- 4) Pharmacological management of Sports injuries.
- 5) Fluid Balance & electrolyte disturbance correction
- 6) Overview of Surgical management (including Arthroscopic surgery) for Sports injuries.
- 7) Injury & Sports specific management
- 8) Management of overuse injuries in sports
- 9) Electrophysiological Agents in sports rehabilitation
- 10) Rehabilitation of Sports injuries
- 11) Manual Therapy Techniques in Sports Physiotherapy
- 12) Management of special population – paraplegic & physically challenged athletes
- 13) Sports medicine coverage during Sports events
- 14) Traveling with a Sports team as a Physiotherapist.
- 15) Musculoskeletal screening of Athletes – Pre season, In-season & Post –season



## CLINICAL POSTING

### Second year

Acute Care & Rehabilitation in Sports Injuries: Indoor and Outdoor patients.

**Examination Pattern: All papers to be set and evaluated by speciality teachers. Topics from Applied Physiotherapeutics Paper I & II can be subject to application as per speciality**

### Theory Examination

- There shall be four theory papers of 100 marks each
- Each paper shall be of three hours duration

Paper I - Applied Physiotherapeutics Paper I (Applied biomechanics & clinical kinesiology, exercise physiology and nutrition, Electrophysiology and Electrodiagnosis)

Paper II - Applied Physiotherapeutics Paper II (Physiotherapy Diagnosis and Clinical Decision Making, Evidence Based practice and Advanced Physiotherapeutics)

Paper III – Advances in Physiotherapy (Speciality)- I

Paper IV- Advances in Physiotherapy (Speciality)- II

Question paper pattern :

Q. No.	Nature of question	Distribution of marks	Total marks
1.	Long Answer question answer any one	1 ×30	30 marks
2.	Long Answer question answer any one	1×30	30 marks
3.	Solve any four out of five SAQ	4×10	40 marks

### **Practical 400 marks**


Long Case I – Speciality – Paper I – 150 marks
Long Case I – Speciality – Paper II – 150 marks
Short Case – Allied – 50 marks
Dissertation & Research Viva- 30 marks
Presentation of Teaching Skills - 20 marks

### **Competency Statements**

1. Analyze and discuss the biomedical, behavioral and social science bases of physiotherapy and integrate the bases into physiotherapy practice.
2. Collects assessment data relevant to the client's needs and physiotherapy practice.
3. Be able to conduct the patient evaluation and assessment as per condition.
4. Assess, analyze, and plan physiotherapy management.
5. Apply and evaluate physiotherapy management.
6. Able to assess, plan, & manage Physiotherapy in acute care set up.


7. Use of ICF & its core sets in documenting & coding the functional status information for purpose of assessing stakeholder needs & planning management.
8. Advise patient on appropriate nutrition, exercises, rest, relaxation other issues
9. Demonstrate professional practice.
10. Demonstrate autonomous physiotherapy practice.
11. Demonstrate the ability to search and retrieve scientific literature
12. Demonstrate an understanding of research methods.
13. Demonstrate the ability to critically analyse scientific literature
14. Prepare Report findings of critical analysis in a scientific format

<b>S. no.</b>	<b>Learning outcomes</b>	<b>Knowledge/comprehension</b>	<b>Applications / synthesis / evaluation</b>
1.	Analyse and discuss the biomedical, behavioural and social science bases of physiotherapy and integrate the bases into physiotherapy practice	<ul style="list-style-type: none"> <li>  Be familiar with normal &amp; abnormal patterns of human development and movement.</li> <li>  Understand the anatomical framework of the human body including major systems and aspects of the social, cultural, psychological, environmental, spiritual and belief systems influencing human development.</li> <li>  Able to understand the concept of health &amp; its contribution to wellness.</li> </ul>	<ul style="list-style-type: none"> <li>  Analyse normal and abnormal patterns of human development and movement..</li> <li>  Demonstrate understanding of structural and functional anatomy.</li> <li>  Identify anatomical structure from surface landmarks.</li> <li>  Describe the normal physiological process and the changes throughout the life span.</li> <li>  Analyse basic human movement.</li> <li>  Evaluate the significance of healthy lifestyles for patients/clients</li> </ul>
2	Collects assessment data relevant to the client's needs and physiotherapy practice.	<ul style="list-style-type: none"> <li>  Informs the client of the nature and purpose of assessment as well as any associated significant risk.</li> </ul>	<ul style="list-style-type: none"> <li>  Perform patient assessment technique which includes to know the condition and to gather information about his/her ailment.</li> <li><input type="checkbox"/> Monitors the client's health status for significant changes during the course of assessment and takes appropriate actions as required.</li> <li><input type="checkbox"/> Perform assessment procedure safely and accurately, taking into account client consent, known indications, guidelines, limitations and risk-benefit considerations.</li> </ul>




S. no.	Learning outcomes	Knowledge/comprehension	Applications / synthesis / evaluation
3.	Be able to conduct the patient evaluation and assessment as per condition.	<ul style="list-style-type: none"> <li>  Be familiar with different assessment techniques.</li> <li>  Able to examine higher motor functions, cranial nerves, ROM, MMT, Muscle tightness, muscle tone, myotome, sensory evaluation, balance, co-ordination, hand function, functional outcome measures, Physical fitness, cardio-respiratory evaluation ,posture &amp;gait.</li> <li>  Be familiar with special tests.</li> <li>  Basic knowledge on radiological findings &amp; other investigations.</li> <li>  Demonstrate clinical reasoning with choice of assessment and examination procedures</li> </ul>	<ul style="list-style-type: none"> <li>  Perform patient assessment technique to know the condition and to gather information about his/her ailment.</li> <li>  Safely and accurately examines and re-examines a patient using standardized measures.</li> <li>  Apply pertinent tests and measurements.</li> <li>  Interpret all assessment findings to allow for identification of the patient's/client's impairments, activity limitations and participation restrictions.</li> <li>  Interpret findings and reach a differential diagnosis</li> <li>  Establishes a diagnosis for physiotherapy, identifies risks of care, and makes appropriate clinical decisions based upon the examination, evaluation and current available evidence.</li> </ul>
4	Assess, analyse, and plan physiotherapy management	<ul style="list-style-type: none"> <li>□ Identify the principles of assessment, clinical reasoning, problem identification, goal setting, treatment planning.</li> <li>  Be familiar with different assessment techniques and protocols.</li> <li>  Know the protocols used in the department.</li> <li>  Justify treatment choices with a sound pathophysiological rationale`</li> </ul>	<ul style="list-style-type: none"> <li>  Develop rapport to obtain history, current health status and previous functional abilities.</li> <li>  Interpret the patient's/client's verbal and non-verbal responses.</li> <li>  Determines the personality traits and Analyze how the differences in personality influence approach</li> <li>  Perform patient assessment technique which includes to know the condition and to gather information about his/her ailment.</li> </ul>
5.	Apply and evaluate physiotherapy management	<ul style="list-style-type: none"> <li>  Know the protocols used in the department.</li> <li>Understand and Prevent/minimise risks and hazards during physiotherapy interventions</li> <li>Establish equipment is within safety check time frames.</li> <li>  Demonstrate knowledge of emergency procedures</li> </ul>	<ul style="list-style-type: none"> <li>  Demonstrate safe, effective and efficient interventions.</li> <li>  Evaluate the effectiveness of the Interventions</li> </ul>

S. no.	Learning outcomes	Knowledge/comprehension	Applications / synthesis / evaluation
6	Able to assess, plan, & manage Physiotherapy in acute care set up.	<ul style="list-style-type: none"> <li>▪ Familiarize with equipments in acute care</li> <li>▪ Monitoring of vitals</li> <li>▪ Assessment &amp; interpretation of vital signs</li> <li>▪ Know and apply Physiotherapy treatment protocols in acute care setup</li> </ul>	<ul style="list-style-type: none"> <li>▪ - Apply safe &amp; effective Physiotherapy intervention. to work as team member of acute care multidisciplinary team.</li> </ul>
7	Use of ICF & its core sets in documenting & coding the functional status information for purpose of assessing stakeholder needs & planning management.	<ul style="list-style-type: none"> <li>▪ Identify and grade the impairment of body structure and body function with respect to the health condition.</li> <li>▪ To identify the activity limitation and participation restriction.</li> <li>▪ To identify the facilitators and barriers with respect to environmental &amp; personal factors.</li> <li>▪ To assess the felt needs of the stakeholder</li> <li>▪ To assess the capacity &amp; plan the need based physiotherapeutic intervention.</li> </ul>	<ul style="list-style-type: none"> <li>▪ Understand use of ICF &amp; its coding in 1) surveys of specific &amp; general population.</li> <li>2.) Analysis of population Health &amp; disability data to facilitate harmonization &amp; comparison of data sets.</li> <li>3) Derive disability questionnaires for regional &amp; international projects.</li> <li>4) Guiding policy development &amp; monitoring its implementation.</li> </ul>
8	Advise patient on appropriate nutrition, exercises, rest, relaxation other issues.	Explain the impact of exercise and nutritional status of patient during treatment	Assess the patient's status after exercise and proper diet.




S. no.	Learning outcomes	Knowledge/comprehension	Applications / synthesis / evaluation
9	Demonstrate professional Practice.	<ul style="list-style-type: none"> <li>  Demonstrate attitudes and behavior acceptable to society and the profession</li> <li>  Practice in accordance with the Standards of Ethical Conduct</li> <li>  Explain the health and safety issues for patients and staff</li> <li>  Able to deliver safe, effective and timely physiotherapy interventions</li> <li>  Recognizes risk &amp; hazards which can happen during intervention.</li> <li>  Ability to reflect and evaluate own practice</li> <li>  Modify and adapt professional practice in response to evaluation</li> </ul>	<ul style="list-style-type: none"> <li>  Demonstrate professional behavior.</li> <li>  Demonstrate safe Practice Plan and show evidence of Professional development.</li> </ul>
10.	Demonstrate autonomous physiotherapy practice	<ul style="list-style-type: none"> <li>  Recognize the critical conditions of patients</li> <li>  Be familiar with current literature and evidence based best practice</li> </ul>	<ul style="list-style-type: none"> <li>  Independently assess and treat patients with single or multiple problems which needs physiotherapeutic intervention.</li> <li>  Demonstrate an ability to refer to other health professionals when beyond the scope of physiotherapy</li> </ul>
11.	Demonstrate an understanding of research methods.	<ul style="list-style-type: none"> <li>  Have a basic understanding of the value of different research paradigms to physiotherapy research.</li> <li>  Demonstrate a basic understanding of research processes.</li> <li>  Understand the ethics of the research process including plagiarism and consent</li> </ul>	<ul style="list-style-type: none"> <li>  Describe appropriate research methodologies that may be used to examine a variety of research questions.</li> <li>  Describe the key elements of research design.</li> <li>  Describe different methods of data Collection.</li> <li>  Demonstrate knowledge of basic biomedical statistics</li> </ul>
12	Demonstrate the ability to critically analyse scientific literature	<ul style="list-style-type: none"> <li>  Identify appropriate criteria to assess quality of different types of literature.</li> </ul>	<ul style="list-style-type: none"> <li>  Demonstrate an understanding of the process of critical review.</li> <li>  Demonstrate the use of an appropriate critiquing tool to guide interpretation.</li> <li>  Critically analyse an appropriate selection of scientific papers</li> </ul>
13	Demonstrate the ability to search and retrieve scientific literature	<ul style="list-style-type: none"> <li>  Define search terms</li> </ul> <p>Knowledge on available data search resources Identify relevant sources of Research</p>	<ul style="list-style-type: none"> <li>  Develop and modify search Strategies appropriately complete searches using relevant and available resources such as electronic data bases.</li> <li>  Discuss different methods of statistical analysis in relation to different research designs.</li> <li>  Discuss the possible ethical implications and requirements in health research</li> </ul>
14	Prepare Report findings of critical analysis in a scientific format	<ul style="list-style-type: none"> <li>  Be familiar with different writing format depending on the research methodology.</li> <li>  Be familiar with different referencing styles.</li> <li>  Knowledge on presentation methods.</li> <li>  Integrate the current literature into physiotherapy practice</li> </ul>	<ul style="list-style-type: none"> <li>• Use standardized writing format</li> <li>• Cite references using a recognized scientific method</li> <li>• Demonstrate an ability to synthesise information from several resources</li> <li>• Demonstrate the ability to communicate research findings using a variety of presentation methods.</li> <li>  Critique current physiotherapy practice with reference to contemporary research literature</li> </ul>



## Annexure –I

### **DISSERTATION: -**

1. Every candidate pursuing M.P.T degree course is required to carry out work on a selected research project under the guidance of a recognized postgraduate teacher. The results of such a work shall be submitted in the form of a dissertation.
2. The dissertation is aimed to train a postgraduate student in research method and techniques. It includes identification of a problem, formation of a hypothesis, search and review of literature, getting acquainted with recent advances, designing of a research study, collection of data, statistical analysis of results, discussion and drawing conclusion.
3. Every candidate shall submit to the Registrar of the University in the prescribed proforma, a synopsis containing particulars of proposed dissertation work within four months from the date of commencement of the course on or before the dates notified by the University. The synopsis shall be sent through the proper channel.
4. Such synopsis will be reviewed and the dissertation topic will be registered by the University.
5. Thesis Topics will be submitted 4 months after admission.
6. The ethics committee (College level) approval is mandatory.
7. Complete dissertation should be submitted 4 months before final examination.
8. The dissertation should be written under the following headings:
  - i. Introduction
  - ii. Need for the study
  - iii. Aims or Objectives of study
  - iv. Review of Literature
  - v. Material and Methods
  - vi. Results
  - vii. Discussion
  - viii. Conclusion
  - ix. Limitation
  - x. Clinical Implication- Suggestion
  - xi. Summary
  - xii. Tables
  - xiii. Annexure
9. The written text of dissertation shall be not less than 50 pages excluding references, tables, questionnaires and other annexure. It should be neatly typed in double line spacing on one side of paper (A4 size, 8.27" x 11.69"), Times New Roman, size 12, and bound properly. Spiral binding should be avoided. The dissertation shall be certified by the guide, head of the department and head of the institution.
10. Dissertation thus prepared shall be submitted to the controller of Examination, six months before final examination on or before the dates notified by the University.
11. The dissertation shall be valued by examiners appointed by the University. Approval of dissertation work is an essential precondition for a candidate to appear in the University examination.
12. The presentation and submission of dissertation will be as per the guidelines set by the Controller of Examinations in Notification No 08/2010 (Guidelines for submission of dissertation of MPT Courses) and or as per notification revised from time to time.





# Annexure -II

## LIST OF REFERENCE BOOKS AND JOURNALS

### FIRST YEAR M.P.T BOOKS & JOURNALS

#### PHYSIOTHERAPY

- 1) American Physical Therapy Association: Guide To Physical Therapy Practice, 2nd Edition 2001.
- 2) Physical Rehabilitation (4& 5th Edition) By Susan B O Sullivan And Thomas J Schmitz. (Jaypee Publication)
- 3) International Classification Of Functioning, Disability And Health: Short Version. (IT'S Publication)
- 4) Professionalism In Physical Therapy: History, Practice And Development By Laura Lee Swisher And Catherine G.Page, (Elsevier Publication 2005)
- 5) Effective Documentation For Physical Therapy Professionals, By Eric Shamus And Debra (McgrawHill Company2004)
- 6) Physical Therapy Documentation: From Examination To Outcome By Mia Erickson, Ralph Utzman(Slack Incorporated 2008)
- 7) Writing SOAP Notes With Patient / Client Management Formats By GingeKettenbach, Ph. D., PT, 3rd Edition, 2004 ,F.A. DAVIS COMPANY. Philadelphia
- 8) Practical Evidence-Based Physiotherapy Rob Herbert, GroJamtvedt, Judy Mead, KareBirger Hagen Elsevier Butter Worth Heinemann; Oxford UK (2005)
- 9) Guide To Evidence-Based Physical Therapy Practice By Dianne V. Jewell, PT, Phd, Virginia Commonwealth University, Virginia
- 10) Concern Specialty Books For Physical Therapy Assessment And Outcome Measures
- 11) Electromyography In Clinical Practice By Michael J. Aminoff, 3rd Edition (Churchill Livingstone)
- 12) Clinical Neurophysiology By UK MisraAnd Kalita, 2nd Edition (Churchill Livingstone)
- 13) Electro Diagnosis In Diseases Of Nerve And Muscle: Principles And Practice By Jun Kimura (Oxford University Press)
- 14) The ABC Of EMG: A Practical Introduction To KinesiologicalElectromyography By Peter Conrad (Noroxon Inc. USA 2005)
- 15) Integrating Physical Agents In Rehabilitation By Bernadette HecoxAnd John Sanko, 2nd Edition (Pearson Prentice Hall 2006)
- 16) Integrating Physical Agents In Rehabilitation By Bernadette HecoxAnd John Sanko, 2nd Edition (Pearson Prentice Hall 2006)
- 17) Physicals Agents In Rehabilitation: From Research To Practical By Michell H. Cameron, 2nd Edition (Saunders And Elsevier, 2003)
- 18) Therapeutic Modalities For Allied Health Professionals By William E. Prentice And Frank Underwood (Mcgraw-Hill, 1998)
- 19) Therapeutic Exercise: Treatment Planning For Progression By Francis E. Huber, Christly. Wells (W.B. Saunders Company, 2006)
- 20) Therapeutic Exercise: Foundations And Techniques By Carolyn KisnerAnd Lynn Allen Colby (W.B. Saunders Company, 2007)
- 21) Therapeutic Exercise, Moving Towards Function By Carrie M. Hall And Lori Thein Brody (Lippincott Williams &Wilkins, 2004)
- 22) Grieve'sModern Manual Therapy: The Vertebral Column By Jeffrey BoylingAnd Grad Dip Man Ther(CHurchill Livingston)
- 23) Exercise Physiology By Mc Ardle, Katch&Katch (Lippincott Williams And Wilkins, 2000)



- 24) Exercise Physiology: Exercise, Performance, And Clinical Applications By Robert A. Roberts And Scott O Roberts William C Brown, 1997)
- 25) Clinical Exercise Testing And Prescription Theory And Applications By Scott O. Roberts, Peter Hanson (C RC Press, 1997)
- 26) Basic Biomechanics Of The Musculoskeletal System By Margareta Nordin And Victor H. Frankle, 2nd Edition ( Lea And Febiger)
- 27) Kinesiology Of The Human Body: Under Normal And Pathological Condition By Arthur Steindler, 5th Edition (Charles C Thomas, 1977)
- 28) Joint Structure & Function : A Comprehensive Analysis By Cynthia C Norkin, Pamela K Levangie(Jaypee Brothers, 2006)
- 29) Brunnstrom's Clinical Kinesiology By Laura K. Smith & Don Lehmkuh, 5th Edition (F A Davis, 1996)
- 30) The Physiology Of The Joints By Kapandji & Matthew J Kendel(Churchill Livingstone, 2008)
- 31) Clinical Biomechanics Of The Spine By Augustus A White & Manohar M Panjabi, 2nd Edition (Lippincott Williams & Wilkins; 1990)
- 32) Kinesiology : The Mechanics And Pathomechanics Of Human Movement By Carol Oatis(Lippincott Williams & Wilkins; 2008)
- 33) Kinesiology: Application To Pathological Motion By Soderberg, 2nd Edition (Williams & Wilkins, 1997)

### **Research Methodology and Biostatistics**

- 1) Research Methodology .Methods and Techniques C.R. Kothari New Age International Publishers. 2<sup>nd</sup> edition 2008
- 2) Rehabilitation Research: Principles And Applications By Elizabeth Domholdt (Elsevier Science Health Science Div, 2004)
- 3) Research Methods for clinical therapists by Hicks Carolyne, Churchill
- 4) Foundations of clinical Research by Portney & Watkins, Davis
- 5) Research methodology by Kothari New Age international
- 6) Research Methodology for health professionals by Goyal, Jaypee
- 7) Methods in Biostatistics By Mahajan, B.K Jaypee
- 8) Principles & practice of Biostatistics By Dixit, J.V Bhanot

### **Teaching Technology**

- 1) Public Power And Administration – Wilenski, Hale And Iremonger, 1986
- 2) Physical Therapy Administration And Management – Hickik Robert J
- 3) Management Principles For Physiotherapists – Nosse Lorry J.
- 4) Medical Education: Principles and Practice: Published by the National teacher Training Center, JIPMER, Pondicherry: latest Edition
- 5) Medical Education: Trainer's Manual : Published by the National teacher Training Center, JIPMER, Pondicherry: latest Edition
- 6) Basics in Medical Education : Zubair Amin & Hoon Eng Khoo: World Scientific: 2009
- 7) A Practical Guide for Medical Teachers : John A Dent & Ronald M Harden: Elsevier Health Sciences: 2009
- 8) International Handbook of Medical Education : Abdul W Sajid, Christie H McGuire et al: Greenwood Press 1994
- 9) PRINCIPLES OF MEDICAL EDUCATION, Tejinder Singh, Piyush Gupta, Daljit Singh. year: 2009. Edition: 2<sup>nd</sup> edition Publisher: JAYPEE brothers



## Journals

- 1) Journal Of Indian Association Of Physiotherapy
- 2) Physical Therapy (APTA, America)
- 3) Physiotherapy (CSP, London)
- 4) American Journal Of Physical Medicine And Rehabilitation
- 5) Physiotherapy (Canada)
- 6) Physiotherapy – Theory And Practice
- 7) Australian Journal Of Physiotherapy
- 8) Physiotherapy (Canada).
- 9) Clinical Rehabilitation.
- 10) Journal Of Exercise Science & Physiotherapy

## BOOKS & JOURNALS OF MUSCULOSKELETAL PHYSIOTHERAPY

- 1) Essentials of Orthopedics for Physiotherapists by John Ebenezer – Jaypee Publications
- 2) Practical Fracture Treatment by Ronald McRae, Max Esser – Churchill Livingston
- 3) Oxford Textbook of Orthopaedic & Trauma by Christopher Bulstrode, Joseph Buckwalter – Oxford University Press
- 4) Campbell's operative orthopedics. - By S. Terry Can ale, James H. Beaty - Mosby
- 5) Fractures & joint injuries By Watson Jones – Churchill Livingston
- 6) Clinical Orthopaedic Examination by Ronald McRae – Churchill Livingstone
- 7) Daniels and Worthingham's muscle testing: Techniques of manual examination By Helen J Hislop, Jacqueline Montgomery Barbara – Elsevier
- 8) Muscles – Testing and Function by Florence Peterson Kendall – Lippincott
- 9) Joint Range of Motion and Muscle length testing By Nancy Berryman Reese - Saunders
- 10) Orthopedic Physical Assessment, By David J. Magee, PhD, BPT - Saunders
- 11) Illustrated Orthopedic Physical Assessment, 3e B y Ronald C. Evans, - Mosby
- 12) Diagnostic Imaging for Physical Therapists by James Swain, Kenneth W. Bush, and Juliette Brosing – Elsevier
- 13) Differential Diagnosis for Physical Therapists: Screening for Referral, By Catherine C. Goodman, and Teresa Kelly Snyder – Saunders
- 14) Gait Analysis : Theory And Application By Rebecca Craik and Carol A Oatis – Mosby
- 15) Skeletal Growth and development: Clinical issues and basic science advances. The Symposium Series by Joseph A Buckwalter – AAOS
- 16) Introduction to Physical Therapy, By Michael A. Pagliarulo - Mosby
- 17) Kinesiology: The mechanics and Pathomechanics of Human Movement by Carol A Oatis - Lippincott 4. Cash Text Book for Orthopedics and rheumatology for physiotherapist by John Elizabeth Cash & Patricia A Downie – Lippincott
- 18) Joint Mobilization / Manipulation: Extremity and Spinal Techniques by Susan L Edmond – Mosby
- 19) Foundations of Chiropractic by Meridel I Gatterman – Mosby
- 20) Grieve's Modern Manual Therapy: The Vertebral Column, By Jeffrey Boyling and Gwendolen Jull – Churchill Livingston
- 21) Kinesiology of the Musculoskeletal System: Foundations for Rehabilitation, By Donald A. Neumann, PhD, PT – Mosby
- 22) Maitland's Peripheral Manipulation, By Elly Hengeveld, and Kevin Banks, - Butterworth-Heinemann 10 Maitland's Vertebral Manipulation, By Geoff D. Maitland, - Butterworth-Heinemann

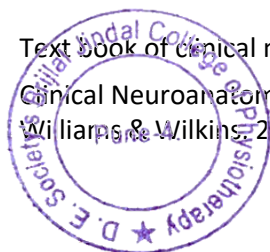
- 23) 11. Hand and Upper Extremity Rehabilitation: A Practical Guide, By Susan L. Burke, - Churchill Livingstone
12. Manual Therapy for the Peripheral Nerves B y Jean-Pierre Barral, DO(UK) and Alain Croibier, Osteopathe DO, MRO (F) – Churchill Linvingston
- 24) 13. Neuromuscular Rehabilitation in manual and physical therapies: Principles and Practice by Eyal Lederman – Churchill Livingstone
- 25) Orthopaedic Physical therapy Secrets by Jeffrey D Place - Elsevier
- 26) Principles and Practice of orthopedics and sports medicine b y Garret
- 27) A Physiotherapist’s Guide to Clinical Measurement by John Edward Fox, and Richard Jasper Day – Elsevier
- 28) Orthotics and Prosthetics in Rehabilitation, By Michelle M. Lusardi, PhD, PT and Caroline C. Nielsen, PhD - Butterworth-Heinemann
- 29) Clinical Application of Neuromuscular Techniques: The Upper Body by Leon Chaitow, and Judith DeLany, - Elsevier
- 30) Handbook of Postsurgical Rehabilitation Guidelines for the Orthopedic Clinician By Hospital for Special Surgery – Mosby
- 31) An Illustrated Guide to Taping Techniques – Principles & Practice By Thomas John Hewetson – Mosby
- 32) Paraplegia & Tetraplegia A Guide for Physiotherapists by Id a Bromley – Churchill Livingstone
- 33) Therapeutic exercises using swiss ball By Caroline corning creager – Executive Physical therapy
- 34) Manual Mobilization of the Joints – The Kaltenborn Method Volume I, II By Freddy kaltenborn
- 35) Treat your own Back by Robin Mckenzie
- 36) Treat your own Neck by Robin Mckenzie
- 37) Cervical and Thoracic spine : Mechanical Diagnosis & Therapy Vol I & II By Robin Mckenzie
- 38) The Lumbar Spine: Mechanical Diagnosis & Therapy Vol I & II By R obinMckenzie
- 39) The Human Extremities: Mechanical Diagnosis & Therapy by Robin Mckenzie
- 40) Manual Therapy by Brain R Mulligan
- 41) Documentation for Rehabilitation: A Guide to Clinical Decision Making, By Lori Quinn, and James Gordon - Saunders
- 42) Clinical Orthopaedic Rehabilitation by S Brent Brotzman
- 43) Treatment and rehabilitation fractures by Vasantha L Moorthy&Stanley Hoppenfield - Lippincott
33. Physiotherapy for Amputees: The Roehampton Approach by Barbara Engstrom – Churchill Livingstone
- 44) Textbook of orthopedic medicine Vol I & II by James Cyriax - Bailliere

## **Journals**

- 1) Clinical Kinesiology
- 2) Journal of biomechanics
- 3) Journal of pediatric Orthopedics
- 4) Journal of Orthopaedic& Sports Physical Therapy (JOSPT).
- 5) Journal of Manual Therapy
- 6) Journal of Manual & Manipulative Therapy
- 7) Spine
- 8) Journal of Hand Therapy

## **BOOKS & JOURNALS OF NEURO PHYSIOTHERAPY**

- 1) Text book of clinical neuroanatomy by Vishramsingh (Elsevier 2007)
- 2) Clinical Neuroanatomy for Medical Students by Richard S Snell, 5th Edition (Lippincott Williams & Wilkins 2001)



- 3) Neurophysiology by RHS Carpenter, 4th edition (Arnold 2003)
- 4) Pathophysiology of the motor systems: Principles and Clinical presentations by Christopher M. Fredericks and Lisa K. Saladin (F.A. Davis Company 1996)
- 5) Brain's diseases of the nervous system by John Walton, 12th edition (Oxford University press)
- 6) A physiological approach to clinical neurology by James W. Lance and James G. McLeod, 3rd edition (Butterworth's 1981)
- 7) Muscle and its diseases: An outline primer of basic science and clinical methods by Irwin M. Siegel (Year book medical publishers 1986)
- 8) Neuroscience fundamental for rehabilitation by Laurie Lundy Ekman (W.B Saunders 1998)
- 9) Illustrated neurology and neuro surgery by Kenneth Lindsay and Ian Bone (Churchill Livingstone, 2004) 7. Basic neurology by John Gilroy (Elsevier)
- 10) Hand book of neurologic rating scales by Robert M.Herndon, 2nd edition , (Demos publications 2005) 2. Bickerstaff's neurological examination in clinical practice by John Spillane, 6th edition (Blackwell science limited 1996)
- 11) Physical rehabilitation laboratory manual: Focus on functional training by Susan B O Sullivan and Thomas J Schmitz. (F.A. Davis Company)
- 12) The development of the infant young child: Normal and Abnormal by R.S. Illingworth, 9th edition (Churchill Livingstone 1996)
- 13) Functional Movement Reeducation – A contemporary model for stroke rehabilitation by Susan Ryerson and Kathryn Levit (Churchill Livingstone and Elsevier, 1997)
- 14) Pediatric Physical Therapy, Jan Stephen Tecklin, 3rd (1999) and 4th (2008) editions, Lippincott Williams & Wilkins.
- 15) Physical Therapy for Children , Suzann K.Campbell, 3rd edition, 2006, Saunders Elsevier.
- 16) Physiotherapy for Children, Teresa Pountney, 2007, Butterworth Heinemann Elsevier.
- 17) Meeting the Physical Therapy Needs of Children , Susan K.Effgen, 2005, F.A.Davis Company, Philadelphia.
- 18) Physiotherapy in Pediatrics, Roberta B. Shepherd, 3rd edition, 1995, Butterworth Heinemann.
- 19) Neurologic Intervention for Physical Therapist Assistant, Martin Kessler, 1st &2nd Edition, 2008, W.B.Saunders Company Ltd.
- 20) Physiotherapy and the growing child , Yvonne R Borns& Julie MacDonald, 1996, W.B.Saunders Company Ltd.
- 21) Pediatric Rehabilitation, Gabriella E. Molnar, 3rd edition, 1999. Hanly&Belfus, Philadelphia.
- 22) Treatment of Cerebra I Palsy & Motor Delay , Sophie Levett, 4th edition, 2004. Blackwell Publishing. 10. Pediatric Therapy, A Systems Approach , Susan Miller Porr, 1999, F.A.Davis Company.
- 23) Reflex and Vestibular Aspects of Motor Control, Motor Development and Motor Learning , R.Barnes, Carolyn A Crutch field, 1990, Stokesville Publishing Company.
- 24) Neurological Rehabilitation, Darcy A. Umphred, 4th & 5th edition, 2007, 2001, MOSBY Elsevier.
- 25) Physical Rehabilitation, Susan B.O Sullivan, 4th & 5th editions, 2007, Jaypee Brothers.
- 26) Cash's Textbook of Neurology for Physiotherapists, Patricia A. Downie, 4th edition, 1992, Jaypee Brothers.
- 27) Cardiovascular & Pulmonary Physical Therapy evidence &practice , Elizabeth ( Dean & Donna frownfelter, 3th (1996) & 4th (2006) editions, MOSBY Elsevier.
- 28) Pediatric Physical Examination, Karen G.Dunderstadt, 2006, MOSBY Elsevier.
- 29) Clinics in Physical Therapy Assessment in Early Infancy, Edited by Irmaj. Wilhelm, 1993, Churchill Livingstone.
- 30) Motor Assessment of the Developing Infant , Martha Copier, 1994, Saunders

- 31) Neurological rehabilitation by Darcy A. Umphred, 5th Edition, 2007 (Mosby Elsevier Publication.)
- 32) Physical management in neurological rehabilitation by Maria Stokes (Elsevier Mosby publication 2004)
- 33) Physiotherapy in neuro conditions by Gladysamual raj (Jaypee brothers 2006)
- 34) Spinal cord injury functional rehabilitation by Martha Freeman Somers, 2nd edition (Prentice Hall publication)
- 35) Physiotherapy in disorders of the brain : A clinical guide by Janet H. Carr and Roberta B. Shepherd (William Heinemann medical books limited)
- 36) Cash textbook of Neurology for physiotherapists by Patricia Downie, 4th edition (Jaypee Wolf 1992) 7. Neurologic interventions for physical therapy by Suzanne Tink Martin and Mary Kessler, 2nd edition (Saunders Elsevier)
- 37) Functional neurorehabilitation through the life span by Dolores B. Bertoti (F.A. Davis Company 2004)
- 38) Brunnstrom's movement therapy in hemiplegia: A neurophysiological approach by Kathryn A. Sawner and Jeanne M. La Vigne, 2nd edition (Lippincott Company 1992)
- 39) Motor control: Translating research into clinical practice by Anne Shumway - Cook And Marjorie Woollacott, 3 edition (Lippincott Williams and Wilkins)
- 40) Neuro developmental treatment approach : theoretical foundations and principles of clinical practice by Janet M. Howle (NDTA2002)
- 41) PNF in practice: Susan Adler
- 42) Vestibular rehabilitation by Susan J. Herdman, 2nd edition (F.A. Davis Company 2000)
- 43) Mobilization of the nervous system by David S. Butler (Churchill Livingstone 1996)
- 44) Myofascial Release Manual
- 45) Stroke Rehabilitation: Guidelines for exercise and training to optimize motor skill By Janet Carr and R. Shepherd (Elsevier, 2003)
- 46) Neurological Rehabilitation, Optimizing motor performance by Janet Carr and R. Shepherd (Butterworth and Heinemann Ltd, 2004)
- 47) Functional Movement Reeducation – A contemporary model for stroke Rehabilitation by Susan Ryerson and Kathryn Levitt (Churchill Livingstone and Elsevier, 1997)
- 48) A Motor Relearning Programme for Stroke by Janet Carr and R. Shepherd (Butterworth and Heinemann Ltd, Oxford Publication)
- 49) Recent advance in clinical neurology by Kennard, Churchill living stone
- 50) Stroke, by Wade D.T. & Others, Champan Halt
- 51) Neurology secrets by Rolak L.A., Jaypee Brothers
- 52) Physiological Approach to Clinical Neurology by Lance & Mcleod, Butterworths
- 53) Stem cell therapy in neurological disorders by Sharma Alok, Neuro institute
- 54) Illustrated manual of neurology diagnosis by Douglas, J B Lipincoet company
- 55) Neurological examination made easy by Fuller Grant, Churchill Living stone
- 56) Principles of Neurology by Maurice Victor & Allan H Rapper, Mcgraw hill
- 57) Nerve and nerve injury by Sydney Sunderland, Churchill living stone
- 58) Neruological physiology by Edwards Susan, Elsevier
- 59) Neurological differential diagnosis by John Patten, Springler
- 60) Electromyography & Neuromuscular disorders by Preston David, Elsevier
- 61) Right in the middle by Davis Patricia, Springler
- 62) Steps to follow by Davis Patricia, Springler
- 63) Stroke rehabilitation : A functional approach by Gillen, Elsevier



## Journals

- 1) Pediatric Physical Therapy
- 2) Journal Of Neurological Sciences
- 3) Indian Journal Of Cerebral Palsy.
- 4) Stroke.
- 5) Developmental Medicine & Neurology
- 6) Journal Of Neurosciences
- 7) Journal Of Neurological Physical Therapy
- 8) Journal of Paediatric Neurosciences

## BOOKS & JOURNALS OF CARDIO RESPIRATORY SPECIALITY

- 1) Human Physiology By Guyton
- 2) Physiology Of Human Joints By Kapandji
- 3) Hand Book Of Physiology In Aging - Masoro, C.R.C Press
- 4) Mechanical Ventilation By Irwin R.S.Bemers
- 5) Mechanical Ventilation By David W. Chang
- 6) ECG By Schamroth
- 7) Interpretation Of Pulmonary Function Tests: A Practical Guide By Hyatt, Robert E.; Scanlon, Paul D
- 8) Principles Of Exercise Testing And Interpretation: Including Pathophysiology And Clinical Applications By Kalman Wasserman
- 9) Baum's Text Book Of Pulmonary Diseases
- 10) Crofton And Douglas's Respiratory Diseases
- 11) Egan's Fundamentals Of Respiratory Care By Robert Wilkins
- 12) Harrison's Textbook Of Medicine
- 13) Brawnwald's Cardiology
- 14) API's Text Book Of Medicine
- 15) Cardio Pulmonary Physical Therapy By Scott Irwin
- 16) Cardio Pulmonary Physical Therapy By Donna Frownfelter
- 17) Principles Of Cardio Pulmonary Physical Therapy By Asbury &Petty
- 18) Cardio Pulmonary Physical Therapy By Helenhillegas, (Saunders)
- 19) PT For RT & Cardiac Problems By Weber
- 20) Cardio Pulmonary Physical Therapy By Joanne Watchie
- 21) Physiotherapy For Respiratory And Cardiac Problems By Pryor JA; Prasad SA, Elsevier
- 22) Respiratory Ca Re – A Guide To Clinical Practice By Burton G.G. &Hodgkin
- 23) Brompton's Chest Physiotherapy
- 24) Physiotherapy In Respiratory Care By Hough A Jaypee Publishers
- 25) Chest Physiotherapy In Intensive Care Unit By Mackenzie CF Williams And Wilkins
- 26) Cardiovascular And Pulmonary Physical Therapy By Felter D.F. Mosby
- 27) Exercise And The Heart By Froelicher V.F. Elsevier
- 28) Cardiovascular Health And Disease In Women By Douglas PS. Saunders
- 29) Acute Care Handbook For Physical Therapist B Y Jamie C.Paz Michel P. West. Butterworth Heine Mann
- 30) Physical Therapy For Children By Campbell Suzann K, W.B Saunders, Philadelphia
- 31) Chest Physiotherapy In Intensive Care Unit By Mackenzie, Williams &Wilkins, Baltimore
- 32) Cardiopulmonary Symptoms In Physiotherapy By Cohen M, Churchill, Livingstone, London
- 33) Physical Rehabilitation: Assessment And Treatment By O'Sullivan, F.A Davis, Philadelphia



- 34) Clinical Application Of Ventilatory Support By Kinky Churchill, Livingstone, New York
- 35) Pulmonary Rehabilitation: Guidelines To Success By Bodkins, Butterworth, Boston
- 36) Cardiac Rehabilitation By Amundsen Lord, Churchill, Livingstone, London
- 37) Physical Therapy Of The Cancer Patient By MgaryexCharles, Churchill, Livingstone, New York
- 38) Multidisciplinary Approach To Breathing Disorder By Leon
- 39) Clinical Exercise Testing By Jones
- 40) Pulmonary Rehabilitation. The Obstructive And Paralytic Conditions By John
- 41) Coronary Artery Disease Essentials Of Prevention And Rehabilitation Program By Peter
- 42) Pulmonary Rehabilitation By John Hodgkin (Elsevier)

## Journals

- 1) Journal of cardiovascular Disease & research
- 2) Journal of American Thoracic Society-Thorax
- 3) American Heart Association-Chest
- 4) Indian Journal of Critical Care Medicine
- 5) Respiratory care –European Journal

### **BOOKS & JOURNALS OF COMMUNITY PHYSIOTHERAPY**

- 1) Geriatric Physical Therapy By Andrew A. Guccione, 2nd Edition (Mosby 2000)
- 2) Developing Cultural Competence In Physical Therapy Practice By Jill Black Lattanzi, Larry D. Purnell (F.A.Davis Company, Philadelphia 2006)
- 3) Rehabilitation Of The Aging And Elderly Patient By Gerald Felsenthal, Susan J. Garrison, Franz U. Steinberg (Williams &Wilkins 1994)
- 4) Physical Therapy Of The Geriatric Patient By Jackson Osa. Churchill Livingstone. New York.
- 5) Geriatric Physical Therapy: A Clinical Approach By Carole B. Lewis And Jennifer Bottomley (1993)
- 6) Geriatric Rehabilitation Manual By Timothy L. Kauffman (1999)
- 7) Manual Of Geriatric Rehabilitation By David X. Cifu (2003)
- 8) Functional Fitness For Older Adults By Patricia A. Brill (2004)
- 9) Epidemiology Of Aging – An Ecological Approach By William A. Satariano (Jones And Bartlett Publishers, 2006).
- 10) Little Black Book Of Geriatrics, By Karen Gershman, Mccullough Dennis 4th Edition (Jones And Bartlett Publishers, 2008).
- 11) Burnside’s Working With Older Adults, Group Process And Techniques By Barbara Haight, Faith Gibson; 4th Edition (Jones And Bartlett Publishers, 2005).
- 12) Developing Cultural Competence In Physical Therapy Practice, Jill Black Lattanzi, Larry D. Purnell (2006 F.A. Davis).
- 13) Industrial Therapy, Key.G.L. (1987 Mosby)
- 14) Physiotherapy In The Community , Gibson, Ann. 1988, Woodhead-Faulkner (Cambridge, Wolfeboro, N.H., USA)
- 15) Community Rehabilitation In Neurology, Michael P. Barnes, Harriet Radermacher, Cambridge University Press 2009
- 16) Community Care For Health Professionals, Ann Crompton And Mary Ashwin, (Butterworth – Heinemann 2000)
- 17) Ruth Sapsford, Joanne Bullock Saxton, Sue Markwell, “Women’s Health: A Textbook For Physiotherapists, 1998, Bailliere Tindall.
- 18) Physiotherapy In Obstetrics And Gynecology, Margaret Polden And Jill Mantle, Butterworth-Heinemann Publishers, Stoneham, MA, 1990
- 19) Obstetrics And Gynecologic Physiotherapy , Elaine Wilder, Churchill Hill Livingstone.

- 20) Rebecca G. Stephenson, Linda J. O' Connor, "Obstetric And Gynecologic Care In Physical Therapy", 2000, Slack Incorporated 2 Edition.
- 21) Carolyn Kisner, Colby Allen Lynn, "Therapeutic Exercise Foundations And Techniques, 5th Edition.
- 22) Bo, Kari; Berghmans, Bary, "Evidence-Based Physical Therapy For The Pelvic Floor: Bridging Science And Clinical Practice", 2007, Churchill Livingstone (London)
- 23) Irion, Jean M.; Irion, Glenn, " Women's Health In Physical Therapy: Principle And Practices For Rehabilitation Professional", 2009, Lippincott Williams And Wilkins (Philadelphia).
- 24) David Wise, Rodney U. Anderson, J. Laycock, "Therapeutic Management Of Incontinence And Pelvic Pain: Pelvic Organ Disorders", 2007, Springer; 2nd Ed. Edition.
- 25) Matthew Parsons, Linda Cardozo, "Female Urinary Incontinence In Practice", 2004, Royal Society Of Medicine Press.
- 26) John Cox And Jeni Holden, "Perinatal Mental Health - A Guide To The Edinburgh Postnatal Depression Scale", 2003, Gaskell Publisher.
- 27) Carrie Hall And Lori Thein Brody, "Therapeutic Exercise: Moving Towards Function, 2005, Lippincott Williams &Wilkins.
- 28) Padubidri Vg Shirish N Daftary, Shaw's Textbook Of Gynecology, Elsevier India P Ltd 2008.
- 29) Gary Cunningham Et Al, Williams Obstetrics, Mcgraw Hill Professional, 2001
- 30) Kevin P Hanretty, Et Al, Obstetrics Illustrated, Churchill Livingstone; 6 Edition
- 31) David Makay Hart, Et Al Gynaecology Illustrated, Churchill Livingstone 2000.
- 32) 1.Rehabilitation. 2.Disabled Persons. 3.Community Health Services. 4.Health Policy. 5.Human Rights.6.Social Justice. 7.Consumer Participation. 8.Guidelines.  
WHO Library Cataloguing-in-Publication Data
- 33) I.World Health Organization. II.UNESCO.
- 34) III.International Labour Organisation. Iv.International Disability Development Consortium.
- 35) IsBn 978 92 4 154805 2 (nlm classification: wB 320)
- 36) © World Health Organization 2010
- 37) 2) **Prejudice & Dignity : An introduction to Community-Based Rehabilitation** by Einar Helander United Nations Development Programme . Publication NO, E93-III-B.3, ISBN92-1-126032-9.
- 38) 3) **Training in the Community for People with Disabilities** by E. Helander , P.Mendis, G.Nelson, and A.Goerd. Published by WHO Geneva 1989.
- 39) ) **Finnie's Handling the Young Child with Cerebral Palsy at Home**, 4th Edition 2008, Editor: Eva Bower

## **Journals**

- 1) Journal Of Rehabilitation – Research And Development
- 2) Archives Of Physical Medicine And Rehabilitation
- 3) Geriatric Physical Therapy
- 4) Journal Of Geriatrics
- 5) Journal Of Indian Academy Of Geriatrics
- 6) Journal Of Clinical Gerontology & Geriatrics

## **BOOKS & JOURNALS OF SPORTS PHYSIOTHERAPY**


- 1) Orthopedic Sports Medicine, DeleeDrez Miller, 3rd edition: 2009, Saunders Elsevier
- 2) Sports Physiotherapy, Maria Zuluaga, Christopher Briggs, John Carlisle.
- 3) Sports Injury Assessment and Management, David C Reid.
- 4) Orthopedic and sports physical therapy, Terry R.Macone:3rd edition, 1997: Mosby.
- 5) Post surgical orthopedic sports rehabilitation knee and shoulder, Robert C. Maske: 2006: Mosby Elsevier.



- 6) Sports injuries diagnosis and management, Christopher N. Norris: 2nd & 3rd edition: 1998: BH.
- 7) Sports medicine secrets, Hanley and belters, 2nd edition: 2001: jaypee.
- 8) Sports injuries prevention and their treatment, Lass Peterson: 1st edition: 2001: Martin dunitz.
- 9) Sports medicine problem and practical management, Eugene sherry, 1st edition:1997: GMM.
- 10) Exercise and sports science, Garrett, Kirkendall: 2000: Lippincott Williams And Wilkins.
- 11) ACSM'S essentials of sports medicine, Robert E. salhi, fredymassimino: 1997: Mosby.
- 12) Sports medicine in primary care , Rob jonson M.D: 2000: saunders company.

## Journals

- 1) American Journal of Sports Exercises
- 2) Journal of Orthopaedic & Sports Physical Therapy (JOSPT).
- 3) American Journal of Sports Medicine.
- 4) British Journal of Sports Medicine.
- 5) American Journal of Sports Exercises.



A handwritten signature in blue ink, appearing to read "Jany".

**PRINCIPAL**  
D. E. Society's Brijlal Jind  
College of Physiotherapy  
Pune