



Ref No-

Date-

FUNDAMENTALS OF KINESIOTHERAPY PRACTICAL EXAM CHECKLIST

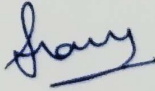
**PULSE RATE**

Systematic reporting of the results

Rate, rhythm, volume, force, tension, condition, equality of both sides

1. What is tachycardia? – ½ M
2. What is bradycardia ? – ½ M
3. What is pulse? – 1 M
4. Importance of placement of three fingers? – ½ M
5. What are the physiologic variations seen in pulse 1.5 M
6. What is apex deficit? – 1 M



  
**PRINCIPAL**  
D. E. Society's Brijlal Jindal  
College of Physiotherapy,  
Pune.



D.E. Society's  
**BRIJLAL JINDAL COLLEGE OF PHYSIOTHERAPY, PUNE**

Ref No-

Date-

**FUNDAMENTALS OF ELECTROTHERAPY**

**Practical exam checklist**

**I BPTH**

**IRR 20 (marks)**

Socket testing -3

Preparation of machine=3

Different parts & its functions =3

Steps for machine testing=3

Precaution taken =3

Laws related to IRR=5



**PRINCIPAL**  
D. E. Society's Brijlal Jindal  
College of Physiotherapy,  
Pune.



Ref No-

Date-

**Kinesiotherapy**  
**Practical exam checklist**

**II B.P.Th**

**Manual muscle testing**

No.	Item	Type of domain	Marks
			20
1	Muscle action	cognitive	2
2	Principles of muscle testing	cognitive	2
3	Grades of muscle testing	cognitive	2
4	Proper positioning of the patient	Psychomotor and affective	1
5	Proper positioning of the limb	Psychomotor and affective	2
6	Checking the passive range of motion before muscle testing	psychomotor	1
7	stabilisation	psychomotor	2
8	Appropriate instruction of the movement	affective	2
9	Palpation of the muscle		1
10	Checking resistance on the opposite side	psychomotor	2
11	Applying resistance to the affected side	psychomotor	2
12	Grading and documentation	cognitive	1



*Jays*

**PRINCIPAL**  
D. E. Society's Brijlal Jindal  
College of Physiotherapy,  
Pune.



Ref No-

Date-

## **ELECTROTHERAPY**

### **Practical exam checklist**

#### **II B.P.Th**

### **IONTOPHORESIS (20 MARKS)**

Introduction to patient=2

Preparation of patient=2

Preparation of machine=2


Screening for contraindication=2

Choosing ion with explanation= 5

Precautions and dangers= 3

Placement of electrodes=4



  
**PRINCIPAL**  
D. E. Society's Brijlal Jindal  
College of Physiotherapy,  
Pune.



D.E. Society's  
**BRIJLAL JINDAL COLLEGE OF PHYSIOTHERAPY, PUNE**

Ref No-

Date-

**FUNCTIONAL DIAGNOSIS AND PHYSIOTHERAPEUTIC SKILLS**

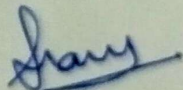
**Practical exam checklist**

**III B.P.Th**

**Manual Therapy (on models) (Short case)  
(Kaltenborne and Maitland School of thought)**

Sr. No.	Criteria	Least Marks	Maximum marks	Obtained Marks
1	Greets examiner, introduces self and practical	0	2	
2	<b>Preparation of Model</b>			
a	Provides adequate explanation to model	0	1	
b	Provides a suitable position to the model	0	1	
c	Provides a suitable position to the joint with explanation	0	2	
d	Ensures stabilisation of proximal part	0	1	
3	<b>Preparation of Self</b>			
a	Assumes appropriate position for the mobilisation	0	1	
b	Assumes an appropriate stance	0	1	
c	Appropriate positioning of hand for stabilisation	0	1	
d	Appropriate positioning of hand for mobilisation	0	1	
e	Appropriate use of proximal / body force	0	1	
4	<b>Demonstration of technique (Joint play assessment / sustained / oscillatory )</b>			
a	Demonstrates grade appropriate to condition	0	1	
b	Monitors patient's response to technique	0	2	
	<b>TOTAL</b>	<b>0</b>	<b>15</b>	



  
**PRINCIPAL**  
D. E. Society's Brijlal Jindal  
College of Physiotherapy,  
Pune.